

United States Department of the Interior
National Park Service

National Register of Historic Places Registration Form

This form is for use in nominating or requesting determinations for individual properties and districts. See instructions in National Register Bulletin, *How to Complete the National Register of Historic Places Registration Form*. If any item does not apply to the property being documented, enter "N/A" for "not applicable." For functions, architectural classification, materials, and areas of significance, enter only categories and subcategories from the instructions.

1. Name of Property

Historic name: Campbell Hall

Other names/site number: University of Virginia School of Architecture; DHR No. 104-0133-0077

Name of related multiple property listing: N/A

(Enter "N/A" if property is not part of a multiple property listing)

2. Location

Street & number: 110 Bayly Drive

City or town: Charlottesville State: Virginia County: Independent City

Not For Publication:

Vicinity:

3. State/Federal Agency Certification

As the designated authority under the National Historic Preservation Act, as amended,

I hereby certify that this X nomination request for determination of eligibility meets the documentation standards for registering properties in the National Register of Historic Places and meets the procedural and professional requirements set forth in 36 CFR Part 60.

In my opinion, the property X meets does not meet the National Register Criteria. I recommend that this property be considered significant at the following level(s) of significance:

 national X statewide X local

Applicable National Register Criteria:

X A B X C D

<p>Signature of certifying official/Title: <u>Virginia Department of Historic Resources</u> State or Federal agency/bureau or Tribal Government</p>	<p>Date</p>
--	--------------------

<p>In my opinion, the property <u> </u> meets <u> </u> does not meet the National Register criteria.</p>	
<p>Signature of commenting official:</p>	<p>Date</p>
<p>Title :</p>	<p>State or Federal agency/bureau or Tribal Government</p>

Campbell Hall
Name of Property

Charlottesville, VA
County and State

4. National Park Service Certification

I hereby certify that this property is:

- entered in the National Register
- determined eligible for the National Register
- determined not eligible for the National Register
- removed from the National Register
- other (explain:) _____

Signature of the Keeper

Date of Action

5. Classification

Ownership of Property

(Check as many boxes as apply.)

- Private:
- Public – Local
- Public – State
- Public – Federal

Category of Property

(Check only **one** box.)

- Building(s)
- District
- Site
- Structure
- Object

Campbell Hall

Name of Property

Charlottesville, VA

County and State

Number of Resources within Property

(Do not include previously listed resources in the count)

Contributing	Noncontributing	
<u>1</u>	<u>0</u>	buildings
<u>0</u>	<u>0</u>	sites
<u>0</u>	<u>0</u>	structures
<u>0</u>	<u>0</u>	objects
<u>1</u>	<u>0</u>	Total

Number of contributing resources previously listed in the National Register 0

6. Function or Use

Historic Functions

(Enter categories from instructions.)

EDUCATION/university

EDUCATION/library

Current Functions

(Enter categories from instructions.)

EDUCATION/university

EDUCATION/library

Campbell Hall

Name of Property

Charlottesville, VA

County and State

7. Description

Architectural Classification

(Enter categories from instructions.)

MODERN MOVEMENT

Materials: (enter categories from instructions.)

Principal exterior materials of the property: BRICK; CONCRETE; GLASS

Narrative Description

(Describe the historic and current physical appearance and condition of the property. Describe contributing and noncontributing resources if applicable. Begin with a **summary paragraph** that briefly describes the general characteristics of the property, such as its location, type, style, method of construction, setting, size, and significant features. Indicate whether the property has historic integrity.)

Summary Paragraph

Campbell Hall, located northwest of the University of Virginia's original Academical Village, was designed by architects Pietro Belluschi and Kenneth DeMay of the architectural firm Sasaki, Dawson and DeMay. Completed in 1970, the largely rectilinear L-shaped building, constructed primarily of concrete, glass, and the university's trademark red brick, reflects the team's attempt to compromise between the Modern style and the Jeffersonian aesthetic utilized throughout the rest of the university's campus. A large wing, also completed in 1970, extends from the northeast corner of the building, which houses the Fiske Kimball Fine Arts Library. Campbell Hall varies between two and four stories with several wide, multi-story, tall window bays. The building retains a high level of integrity and continues to be used for its original purpose as a school of architecture. In 2008, two additions to the building were completed that extend to the south and east with a designed landscape connecting them. The additions were designed by University of Virginia School of Architecture faculty, W.G. Clark and Karen Van Lengen, the eastern Elmaleh Wing, and William Sherman, the southern addition, in collaboration with SMBW Architects of Richmond, Virginia. The project added approximately 13,000 square feet of new interior space, as well as exterior spaces designed to extend the working areas of the school into the site.

Narrative Description

SITE DESCRIPTION:

Campbell Hall is located northwest of the University of Virginia's historical Academical Village, often referred to as the Lawn. Nestled into the hilly terrain, Campbell Hall is adjacent to Ruffin

Campbell Hall

Name of Property

Charlottesville, VA

County and State

Hall, Culbreth and Helms Theatres, and the Hunter Smith Band Building. University Avenue, Culbreth Road, and Rugby Road bound this area. Because the building was designed to fit into the topography of Carr's Hill, multiple brick and concrete plazas were created not only to provide gathering spaces for the school's community, but also to connect the 2008 additions to the larger context. Warren T. Byrd, Jr., designed the extant sequence of distinct landscape features to have three distinct, interrelated precincts known as the Passage, the Traverse and the South Slope.

ARCHITECTURAL DESCRIPTION:

Exterior

Campbell Hall is a U-shaped academic building, library and technology/shop wing situated between Rugby Road, Culbreth Road, and University Avenue. Completed in 1970, it was designed to serve as the primary location for architectural education at the University of Virginia. The building's design was a compromise between the mid-twentieth century Modern style (International Style) and early nineteenth-century Classical Revival-inspired style espoused by university founder Thomas Jefferson. Conceptually, the compromise was the used of the "warmer" Jeffersonian brick into the design with light color concrete to match the white trim of the nearby Neo Classical buildings. While utilizing the red brick characteristic of the central grounds of the university, the building's design uses its massing to communicate programmatic differences. In addition, the upper floors of both Campbell Hall and the Fiske Kimball Fine Arts Library rest on concrete pilotis, a trait typical of the Modern style. The building's volumetric composition accommodates Carr's Hill (location of the official University President's residence), which slopes steeply to the southeast, and surrounds a grassy knoll.

Rising from a concrete foundation, the walls are clad with the University's characteristic red brick, laid in Flemish bond, in combination with concrete and glass. The Fiske Kimball Fine Arts Library wing includes a café with a glass facade on the ground floor. The 2008 eastern addition is a glass and concrete tower that extends toward Rugby Road; the 2008 southwest addition features slate, glass louvers, and concrete. In addition to the fine arts library, Campbell Hall houses the open studios, classrooms, a wood shop, material laboratories, three-dimensional printing facilities, faculty and administrative offices, and lecture halls needed for the School of Architecture to educate future architects, landscape architects, urban planners, and architectural historians.

The northeast facade of Campbell Hall spans all four levels of the building, whereas other facades are much shorter. This is due to the steeply sloping site on which the architecture school sits. On the northeast facade of Campbell Hall, which presents itself as the primary elevation, glass and metal doors pierce the solid brick facade on the ground floor and second-floor mezzanine. Alternating multi-story bays of brick and glass jut out from the brick plane, and join the third and fourth floors. Three horizontal ribbons of concrete divide the facade, differentiating between the first, second, third, and fourth floors. A thicker horizontal band of concrete at the top, forming a cornice, cantilevers over the alternating vertical bays to cap the composition. The northeastern facade of the Fiske Kimball Fine Arts Library is much simpler. The ground floor is half brick and half glass, showcasing the café on the interior. The second floor projects past the

Campbell Hall

Name of Property

Charlottesville, VA

County and State

first, and is supported by concrete pillars. On the second floor's exterior, only brick cladding was used. Two slender floor-to-ceiling windows on either end complete the facade. The underside of the concrete slabs that cantilever over the primary elevation shows a gridded coffer pattern, which carries onto the interior ceilings. This coffered pattern is one of the most prominent design motifs on the interior of all sections of the 1970s core building.

Campbell Hall's primary north elevation is a complex layered design. All portions consist of red brick, banded by concrete, with higher stories projected outward on rectangular concrete pillars. The larger core of this elevation is fronted with an upper level plaza at the east and a lower brick plaza at north and northwest. The northwestern wing of the building is two stories, but only shows one at the main northern plaza. This wing is all red brick with only by a slender vertical line of windows. The upper plaza his built over offices, lecture halls and passages and is shown as monolithic brick with vertical slit windows. The upper plaza transitions to the lower plaza by a large, wide, set of concrete steps. The larger four story core of the building houses a staircase that spans all floors of the building. The primary elevation has a large span of glass windows at the primary interior atrium area. This area accesses the primary administrative offices and galleries on the second floor and a large entrance room on the first floor. There are large fixed and small operable windows in most areas of the building. The Library wing is attached to Campbell Hall by a bridge at the Library's second floor, executed in glass bounded by ribbons of concrete, The entrance to the Library is on the upper plaza, below the bridge. The bridge is primarily an open study area without book shelves or high furniture.

The northeast wing is marked by a juxtaposition of the glass, red brick, and concrete of the Fiske Kimball Fine Arts Library and the glass and concrete of the eastern 2008 addition. The library's long horizontal facade is punctuated by thin rectangular windows that stretch from floor to ceiling. The proportion of the windows is echoed in the end of the eastern addition, which consists of glass sandwiched between slender concrete panels. The Library wing is three stories, the upper two are the library space, while the lower floor is built over a food service and lounge area. From Bayly Drive (the eastern elevation), the library reads as a tall one story mass due to the change of ground levels. The eastern wing that is three stories is differentiated by its grey unpainted concrete and dark metal window trim. The eastern end of the school has a brick plaza that meets the Bayly Drive level by another short run of wide concrete steps.

On the rear, or southern elevation, the walls are more solidly brick, punctuated with vertical window/door openings. The 2008 addition by architect William Sherman steps out from the original core of the building and is clad with slate and glass louvers. This area contains faculty offices with balconies. At the northwestern-most end, a tall red brick tower is interrupted only with a thin line of vertical windows. The southwest facade shows between two and three levels of Campbell Hall due to the natural topography of the site. The ground surface slopes down toward the northwest, allowing for more of the building's northern facades to be seen.

Landscape Design

The 1970 landscape was expressed in plaza areas. The lower plaza is executed in brick with concrete retainer walls around a yard that is grass covered and features several larger deciduous

Campbell Hall

Name of Property

Charlottesville, VA

County and State

trees. The concrete retaining walls also form a raised concrete planting basin outside of the food service lounge. Other designed exterior spaces also include the Donley Auditorium Court, a sunken area formed between the 1970 core building and the 2008 eastern addition. Additional garden courts, designed by Warren Byrd soften the monolithic architecture at the southern transition to Carr's Hill and also on the rear elevation of the core building where tree plantings have created more usable outside areas. Byrd has also added more enhanced design to the stepped and ramped sections of sloped areas on the southern side of the building.

Interior

Campbell Hall's interior provides all the spaces needed for students to earn an education in one of the four architecture-related fields. The main entrance, located on the ground floor of the northwest facade, leads into a double-height atrium with a second-floor mezzanine. The ground floor also includes a wood shop, material laboratories, three dimensional printing rooms, staff offices, seminar rooms, three large lecture halls, a café, restrooms, and multiple student lounges. The second-floor mezzanine, due to its smaller size, is mainly utilized for administration purposes. The third- and fourth-floor mezzanines of Campbell Hall are accessible by three stairwells, two entirely enclosed in the original section of the building, and one in the Elmaleh East Wing, completed in 2008. The openness of the mezzanine allows for greater active engagement and shared communication throughout the school. Both the third and fourth floors include large open studio spaces, seminar rooms, and faculty offices along the far southern wall. Offices are clustered in groups of four on the interior, and share a balcony on the exterior. The third and fourth studio floor are naturally lighted by the large glass bays on the front elevation and by a large sawtooth or clerestory window on the top of the building.

The Fiske Kimball Fine Arts Library wing entrance is at the level of Campbell Hall's second floor. The entrance leads into the main library floor, which includes a reference desk, offices for librarians and staff, and rooms for students to meet. The southern end of the third floor connects to Campbell Hall by way of a wide enclosed bridge, which is used for a study space. The third floor's northern end, which also serves as a study space, includes the library's book stacks. The space's double height accommodates an open mezzanine for oversized books. Constructed in 1986, the Fiske Kimball Fine Arts Library mezzanine addition was designed by Walter F. Roberts, Jr., who worked with the firm Viable Architecture out of Lexington, Virginia. The mezzanine is lined with stylized cast iron railing sections, which were from Stanford White's 1890s library in the Rotunda at the University of Virginia.

Interior Detailing

While the aesthetic of International Style strives for more spare architectural details, the Campbell Hall and Kimball Library both show some interesting materials integrated into the functional parts of the building. The primary overall tone of the interior is white concrete or white sheet rock wall. The strongest concrete motif throughout is the coffered grid ceiling. Lights are imbedded in the coffers as square or round lights or smaller can-light fixtures. In the 1970s interior darker wood is used as an accent on primary doors, and on the stair handrails. In the larger lecture halls on the first floor, the rooms are clad in thin wooden vertical strips (possible to control the live sound characteristics of these large spaces). The wood stripping is also used on

Campbell Hall

Name of Property

Charlottesville, VA

County and State

the ceiling of the first floor in one of the larger hallways near the atrium space. There are is an elevator core in off the atrium space. The main interior stairs feature large block wood handrails and stylized steel stair rail structure. Each floor landing includes a post board for announcements that are formed around a cut out of the number for the floor (this may or may not be an original 1970s feature). The Elmaleh Wing has a very spare interior where grey concrete and glass serve as the primary material motifs with some limited light wood accents and dark metal trim. The rear addition, which added classrooms and faculty offices, features a more liberal use of light wood panels on walls, doors.

Campbell Hall

Name of Property

Charlottesville, VA

County and State

8.Statement of Significance

Applicable National Register Criteria

(Mark "x" in one or more boxes for the criteria qualifying the property for National Register listing.)

- A. Property is associated with events that have made a significant contribution to the broad patterns of our history.
- B. Property is associated with the lives of persons significant in our past.
- C. Property embodies the distinctive characteristics of a type, period, or method of construction or represents the work of a master, or possesses high artistic values, or represents a significant and distinguishable entity whose components lack individual distinction.
- D. Property has yielded, or is likely to yield, information important in prehistory or history.

Criteria Considerations

(Mark "x" in all the boxes that apply.)

- A. Owned by a religious institution or used for religious purposes
- B. Removed from its original location
- C. A birthplace or grave
- D. A cemetery
- E. A reconstructed building, object, or structure
- F. A commemorative property
- G. Less than 50 years old or achieving significance within the past 50 years

Campbell Hall

Name of Property

Charlottesville, VA

County and State

Areas of Significance

(Enter categories from instructions.)

ARCHITECTURE

EDUCATION

Period of Significance

1970

Significant Dates

N/A

Significant Person

(Complete only if Criterion B is marked above.)

N/A

Cultural Affiliation

N/A

Architect/Builder

BELLUSCHI, PIETRO

CLARK, W.G.

DEMAY, KENNETH

SHERMAN, WILLIAM

Campbell Hall

Name of Property

Charlottesville, VA

County and State

Statement of Significance Summary Paragraph (Provide a summary paragraph that includes level of significance, applicable criteria, justification for the period of significance, and any applicable criteria considerations.)

Campbell Hall is locally significant for Criterion A (Education) for its function as a place of architectural instruction at the University of Virginia. The building is also significant at the statewide level under Criterion C (Architecture) for its Modern architectural design at the hand of prominent architects Pietro Belluschi and Kenneth DeMay. Belluschi employed a Modern aesthetic at other sites such as the 1947 Equitable Building in Portland, Oregon, and the 1963 Pan Am Building in New York. Kenneth DeMay was the first architect in the multidisciplinary design firm, Sasaki, Dawson and DeMay. He is best known for his campus planning and golf-related projects across the country. The period of significance for Campbell Hall is 1970, representing the year in which Campbell Hall was completed and when the University of Virginia became fully coeducational. Campbell Hall meets Criteria Consideration G as it is illustrative of the design principles espoused by the Modern Movement while capturing a regional interpretation of the style that was respectful of the outstanding historic architecture designed by Thomas Jefferson at the University of Virginia. Although the 2008 additions may vary aesthetically from Belluschi's blend of Jeffersonian and Modern styles, the additions reflect the same ideals of transparency and community the university has promoted throughout its existence, but rendered in a contemporary aesthetic. Just as Belluschi and DeMay took design cues from the rest of the university, but built in a style contemporary to their time, architects W.G. Clark and William Sherman did the same with the 2008 additions, staying true to the University of Virginia's guiding principles. Furthermore, Campbell Hall was completed as women and minority students achieved parity in educational opportunities at the University of Virginia, with the school making all undergraduate and graduate programs open to all students in the fall of 1970. Campbell Hall retains its physical integrity and continues to be an integral part of the education of many architects, planners, landscape architects, and architectural historians.

Narrative Statement of Significance (Provide at least **one** paragraph for each area of significance.)

Completed in 1970, Campbell Hall reflects the guiding principles of the University of Virginia's original Academical Village and an attention to contemporary architectural style. Although the building veered away from the Classical Revival aesthetic prevalent throughout the rest of the university at that time, Pietro Belluschi and his colleague Kenneth DeMay desired retaining the Jeffersonian ideals which formed the basis for the original campus. The 1965 master plan for the University of Virginia campus and the steep sloping site made the architect's Modern regionalist approach possible. Sasaki, Dawson and DeMay of Watertown, Massachusetts, called for specific design guidelines at the core of the campus, closest to the historic Academical Village, with freer aesthetic regulation along the periphery.¹ Just as Belluschi and DeMay took design cues from the rest of the university while building in a more contemporary style, architects of the 2008 additions, W.G. Clark and William Sherman, did the same.

The architecture department had many locations before Campbell Hall's construction. Although the University of Virginia was founded in 1819, it was not until 1915 that President Edwin

Campbell Hall

Charlottesville, VA

Name of Property

County and State

Alderman suggested a School of Art and Architecture. Thomas Jefferson had valued architecture highly in his lifetime, and even suggested every student at his university would learn life lessons from the buildings in which they lived. In 1919, University of Virginia alumnus Paul Goodloe McIntire donated \$155,000, and the Board of Visitors approved the establishment of the McIntire School of Fine Arts. Classes met in Hotel E on the West Range of Jefferson's Academical Village, which was transformed to include a drafting room, studio, darkroom, and exhibition hall. When Memorial Gymnasium was completed in 1924, art and architecture classes moved into Fayerweather Hall, which had previously been a hub of athletic activity.²

Both female and African American students completed summer teaching institutes at the University of Virginia as early as the 1890s, but they were not invited to attend classes during the academic year. While suffragists, led by Richmond's Mary Cooke Branche Munford, achieved a compromise allowing women over the age of twenty to take part in graduate programs beginning in 1920, not until 1970 did women gain admission to undergraduate level programs (including the architecture program housed at Campbell Hall), making the school fully coeducational. The university granted the first African American student a doctorate in education in 1953. Edgar Shannon was appointed president of the university in 1959, and throughout his administration, the school pursued a more progressive agenda, including admitting women into undergraduate and graduate programs across all disciplines.³

Just as President Shannon's forward-thinking attitude is reflected in the composition of the student body, campus architecture took on the form of new styles and forms of building. During the 1950s and 1960s, universities across the country began investing in their science and professional schools in the form of campus expansions. In an effort to accommodate the growth in the number of students and increase their level of prestige, top universities began commissioning the most prominent architects to design buildings on their campuses. For example, Yale hired Paul Rudolph to design the Yale Art and Architecture Building, which was constructed in 1958. The University of Virginia followed this trend. As the School of Art and Architecture's student population continued to grow, the university considered a new building for the architecture department that would break away from the school's Jeffersonian roots.

In 1965, President Edgar Shannon discussed the possibilities for the project with the Art Commission, who oversaw the development of the arts programs throughout the university. He suggested that the hilly topography near Carr's Hill would allow the architects a level of freedom in their design. The Art Commission agreed that the steep sloping surface of the land would form a barrier between the traditional Academical Village and contemporary new building, hiding the new from the old. The two would not be able to be seen simultaneously. The resolution was reached that "every effort [would] be made so that they will reflect as much credit to the progress of the University as previous buildings."⁴ The new architecture building would be at least partially visible from the Rotunda, acting as an acknowledgement of the university's origins and continued advancement. This discussion surrounding the new building's style was not without its opposition, however. President Shannon acknowledged the dissenting opinions on the Board of Visitors, who would oversee the process of choosing the appropriate design for the new architecture school. The design brief distributed by the university stated that the architect's design must include exposed exterior and interior brickwork laid in a Flemish-bond pattern. The brief specified that the bricks were to be a specific size and color to match the brick used on the Lawn.⁵ Through these stipulations, the university exercised a level of control over the outcome

Campbell Hall

Name of Property

Charlottesville, VA

County and State

of the design. The architect they would choose would pay close attention to these explicit criteria and incorporate them into his design.

Sasaki, Dawson and DeMay's 1965 master plan for the campus, in addition to the building's site next to Carr's Hill, also made a level of stylistic freedom possible. The steep slope on the southern end of the site would hide a majority of the building from being seen from the steps of the Rotunda. The idea behind the master plan was to allow architects to consider a range of styles, deviating from the core's Jeffersonian aesthetic. In the master plan, Charlottesville's rolling topography created visible barriers, like the steep slope at Carr's Hill, which permitted architects to exercise a level of agency that would otherwise be questioned. Hideo Sasaki and his firm believed that imitations of the Lawn's style would only discredit the historical value of the university's most coveted Academical Village. Select characteristics of the original campus, like the handling of the materials, would help to tie together the old and new.⁶

The Board of Visitors chose acclaimed Modern architects Pietro Belluschi and Kenneth DeMay from the firm Sasaki, Dawson and DeMay (Watertown, Massachusetts). Educated at Harvard University and Pratt Institute, Kenneth DeMay (B-D dates) is best known for his golf-related projects, such as Sea Pines Plantation on Hilton Head Island and the Atlantic House in Scarborough, Maine, and his campus planning. Notable campus projects include the University of Colorado at Boulder's small preparatory schools and award-winning science building, and the campus of Falmouth Academy on Cape Cod. Belluschi (B-D dates), trained in civil engineering at the University of Rome and Cornell University, was highly regarded for his 1947 aluminum-clad Equitable Building in Portland, Oregon, and his design for the Juilliard School of Music.⁷ Named Dean of the Massachusetts Institute of Technology School of Architecture and Planning in 1951 and serving until 1965, Belluschi continued his architectural practice. He collaborated with Walter Gropius and Emery Roth & Sons to produce one of his most acclaimed buildings, the 1963 Pan Am Building in New York. Belluschi won the AIA Gold Medal in 1972.⁸

Throughout his career, Belluschi wrote about what he believed to be the appropriate design direction for architectural practice. Although Modernist ideology enforced completely divorcing a new building from its history, context, and site, Belluschi's approach remained sensitive to key conditions that made each place unique. In Belluschi's opinion, the creation of a campus composed of a plethora of various styles and the resulting disjointedness was worse than the use of a style "not being from our times." All subsequent buildings "should respect within certain limits of reason and with sympathetic latitude its restraints."⁹ Furthermore in his essay, "The Meaning of Regionalism in Architecture," he states:

To the sensitive and imaginative designer it will be an invitation to give serious study to local conditions of climate and site, to understand and sympathize with local customs and people, and to grasp the historical meaning of the particular environment in which the new building must be set... It is hoped that the selected architects will think of style not in its narrower meaning but as a quality to be imparted to the building, a quality reflecting deep understanding of conditions and people.¹⁰

Campbell Hall

Charlottesville, VA

Name of Property

County and State

The architect's regionalist approach is reflected in the team's design for the later named Campbell Hall. Belluschi and DeMay utilized the red brick, characterizing the Jeffersonian style of the rest of the campus, in combination with strips of pale white concrete and large glass bays on the main wing of the building. The architects incorporated key elements of the Lawn into the design, closely inspecting various attributes of the brickwork in order to coordinate their design to the original university buildings. Because Belluschi and DeMay closely observed "matters of brick color, mortar color, and the tooling of the joints," they were able to employ the red brick in a way that encouraged continuity between the old and new.¹¹

What was different about the team's design technique is their ability to abstract the existing architectural elements that contributed to the visual serenity of the grounds, and blend it with characteristics of Modern design. With the use of exposed concrete, novel at the time, Belluschi and DeMay related the new building to the Classical Orders, rendered in white on the Lawn pavilions. At the same time, in its scale and composition, the new architecture building differed from early constructed buildings across the university campus. Belluschi and DeMay's design reflected the progression of building technology through the nineteenth and early twentieth centuries. The design utilizes concrete pilotis which help to support the cantilevered section of the upper floors. The team designed two horizontally oriented wings that stretch across the sloping site.

When the new architecture building opened in 1970, the Board of Visitors sought an appropriate name. Architect Edmund S. Campbell, the second leader of the university's architecture program, served the McIntire Department of Art from 1927 until his death in 1950. Campbell designed multiple buildings across the University of Virginia campus including Clark Hall, Monroe Hall, Thornton Hall, the Bayly Museum, and a renovation of Fayerweather Hall.¹² Sidney Fiske Kimball led the school from its beginning in 1919 until 1927, but continued to teach in the architecture department until his retirement in 1955. A Harvard-educated architect, Kimball was known for his books on Jefferson as an architect and on the history of architecture. His career included notable contributions in teaching, writing, editing, and practice. The Fiske Kimball Fine Arts Library acquired its name in 1970 in honor of the architect and architectural historian.¹³

In 1985, a third-floor mezzanine addition was made to the Fiske Kimball Fine Arts Library by Walter F. Roberts, Jr., of the Lexington, Virginia, firm Viable Architecture. The second floor is a singular cubic mass placed atop the existing library roof. With the use of stepped back concrete facades, Roberts created a hidden addition that is sensitive to the school's Modern design. On the interior, the mezzanine accommodates the library's need for shelving space with the use of an open double height volume. The stairs and mezzanine level are lined with railings salvaged from the Stanford White-designed library in the University's Rotunda before its 1973 restoration (a building campaign that removed the White's post-fire 1890s reconstruction and re-established a Jeffersonian styled interior).

Additions designed by University of Virginia School of Architecture faculty members W.G. Clark and William Sherman, and landscape architects Warren Byrd and Thomas Woltz, were completed in 2008. The additions retain Campbell Hall's integrity by promoting the same Jeffersonian ideals of community, environment, and resources as the Academical Village and the dichotomous relationship between history and progress present in Belluschi and DeMay's

Campbell Hall

Name of Property

Charlottesville, VA

County and State

Campbell Hall.¹⁴ In the eastern addition, transparency and clarity of the glass facade displays studio life and the process of architectural education much like the double-height glass bays on the northeastern facade. The visitor's understanding of the learning process in the School of Architecture would be concealed if the design had been limited to traditional brick. On the interior, fold down pin-up wall panels in the east addition become seminar tables, making the space viable for all four of the school's disciplines.¹⁵

William Sherman's design for the faculty offices in the southern addition creates a relationship to the architectural studios that is similar to the relationship between the Academical Village's pavilions and lawn space.¹⁶ The community created by situating faculty offices near student work areas encourages open and frequent interaction and communication between faculty and students. Offices, grouped in pods of four, are situated around an exterior balcony porch. Each porch provides an outdoor space for meeting with students or enjoying fresh air. These balconies do not only play a role in the school's social dynamics, but also interact with the environment to enhance comfort on the building's interior. Much like the porches at Jefferson's Monticello, those at Campbell Hall act as chimneys, cooling themselves as air moves. In the winter, they act as solaria, capturing light and warmth. The glass louvers bring sunlight into each office and porch.¹⁷ The addition further interacts with its site by dispersing rainwater into a nearby rain garden instead of the sewer. Classrooms frame views toward Lewis Mountain and the Blue Ridge Mountains to the west. This attention to the relationship between a building, its surrounding landscape, and the community it creates is at the heart of Jefferson's ideals expressed at the Academical Village and Belluschi and DeMay's Campbell Hall.¹⁸

Warren Byrd used Campbell Hall's surrounding landscape as a method of connecting the School of Architecture to its larger context. He created a series of new and adapted landscapes for Campbell Hall consisting of a sequence of passages and places that give long-neglected aspects of the architecture school a greater presence. His landscape design has three distinct, interrelated areas, the passage, traverse, and south slope that create corridors of movement and inhabitable places of gathering that mediate between the interior and exterior of Campbell Hall.¹⁹

Campbell Hall deviates from other buildings on the University of Virginia campus built before 1970 because of Pietro Belluschi, Kenneth DeMay, W.G. Clark, and William Sherman's abilities to blend both the aesthetic and intangible qualities of the Academical Village into the physical composition of a contemporary and forward-thinking institution.

ENDNOTES

¹ Daniel Bluestone, *Buildings, Landscapes, and Memory: Case Studies in Historic Preservation* (New York, NY: W.W. Norton & Company, 2010), 66.

² Susan Tyler Hitchcock, *The University of Virginia: A Pictorial History* (Charlottesville: University Press of Virginia and University of Virginia Bookstore), 196-198.

³ "Changing Times - Short History of U.Va.," University of Virginia, <http://www.virginia.edu/uvatours/shorthistory/times.html>.

⁴ Minutes of the Board of Visitors Buildings and Grounds Committee, April 19, 1963, Board of Visitors Committee Records, RG-1/1/3, box 11, "Buildings and Grounds Committee Minutes," Special Collections, University of Virginia Library.

Campbell Hall

Charlottesville, VA

Name of Property

County and State

⁵ “Masonry 4A-4” in *Volume 1: (Architectural and Structural) of the Specifications for School of Architecture and Library Building for The Rector and Visitors of the University of Virginia; Charlottesville, Virginia*, Special Collections, University of Virginia Library.

⁶ Sasaki, Dawson, DeMay Associates, Inc., *The University of Virginia Development Plan*, August 1965.

⁷ Sverre Fehn, *The Skin, The Cut, & The Bandage: The Work of the Practice* (Cambridge, Massachusetts: School of Architecture and Planning, Massachusetts Institute of Technology, 1997), 2-3.

⁸ Meredith L. Clausen, *The Pan Am Building and The Shattering of the Modernist Dream* (Cambridge, Massachusetts: MIT Press, 2005), i-xvi.

⁹ Meredith L. Clausen, *Pietro Belluschi: Modern American Architect* (Cambridge, Massachusetts: MIT Press, 1994), 179.

¹⁰ Pietro Belluschi, “The Meaning of Regionalism in Architecture” in *Architectural Regionalism: Collected Writings on Place, Identity, Modernity, and Tradition*, Vincent B. Canizaro, editor (New York: Princeton Architectural Press, 2007), 320.

¹¹ Bluestone, 67.

¹² “History & Culture: History of Campbell Hall,” School of Architecture, University of Virginia, <http://www.arch.virginia.edu/life/history-and-culture>.

¹³ Minutes of the Board of Visitors and Grounds Committee, 11 April 1970, Board of Visitors Committee Records, Special Collections, University of Virginia Library.

¹⁴ Bluestone, 76.

¹⁵ “History & Culture: History of Campbell Hall.”

¹⁶ Ibid.

¹⁷ Ibid.

¹⁸ Bluestone, 77.

¹⁹ “History & Culture: History of Campbell Hall.”

Campbell Hall

Name of Property

Charlottesville, VA

County and State

9. Major Bibliographical References

Bibliography (Cite the books, articles, and other sources used in preparing this form.)

Belluschi, Pietro. "The Meaning of Regionalism in Architecture," in *Architectural Regionalism: Collected Writings on Place, Identity, Modernity, and Tradition*, pp. 320-325. Vincent B. Canizaro, editor. New York: Princeton Architectural Press, 2007.

Bluestone, Daniel. *Buildings, Landscapes, and Memory: Case Studies in Historic Preservation*. New York, NY: W.W. Norton & Company, 2010.

"Changing Times - Short History of U. Va." University of Virginia, <http://www.virginia.edu/uvatours/shorthistory/times.html>.

Clausen, Meredith L. *Pietro Belluschi: Modern American Architect*. Cambridge, Massachusetts: MIT Press, 1994.

Clausen, Meredith L. *The Pan Am Building and The Shattering of the Modernist Dream*. Cambridge, Massachusetts: MIT Press, 2005.

Fehn, Sverre Brian E. Hogg, Senior Historic Preservation Planner
Office of the Architect for the University
P.O. Box 400304
Charlottesville, VA 22904

. *The Skin, The Cut & The Bandage: The Work of the Practice*. Cambridge, Massachusetts: School of Architecture and Planning, Massachusetts Institute of Technology, 1997.

"History and Culture: History of Campbell Hall." School of Architecture, University of Virginia, <http://www.arch.virginia.edu/life/history-and-culture>.

Hitchcock, Susan Tyler. *The University of Virginia: A Pictorial History*. Charlottesville: University Press of Virginia and University of Virginia Bookstore.

"Masonry 4A-4" in *Volume 1: (Architectural and Structural) of the Specifications for School of Architecture and Library Building for The Rector and Visitors of the University of Virginia; Charlottesville, Virginia*, Special Collections, University of Virginia Library.

Minutes of the Board of Visitors Buildings and Grounds Committee, April 19, 1963, Board of Visitors Committee Records, RG-1/1/3, box 11, "Buildings and Grounds Committee Minutes," Special Collections, University of Virginia Library.

Minutes of the Board of Visitors and Grounds Committee, 11 April 1970, Board of Visitors Committee Records, Special Collections, University of Virginia Library.

Campbell Hall

Charlottesville, VA

Name of Property

County and State

Sasaki, Dawson, DeMay Associates, Inc., *The University of Virginia Development Plan*,
August 1965.

Previous documentation on file (NPS):

- preliminary determination of individual listing (36 CFR 67) has been requested
- previously listed in the National Register
- previously determined eligible by the National Register
- designated a National Historic Landmark
- recorded by Historic American Buildings Survey # _____
- recorded by Historic American Engineering Record # _____
- recorded by Historic American Landscape Survey # _____

Primary location of additional data:

- State Historic Preservation Office
- Other State agency
- Federal agency
- Local government
- University
- Other

Name of repository: Department of Historic Resources, Richmond, VA; University of Virginia, Charlottesville, VA

Historic Resources Survey Number (if assigned): VDHR No. 104-0133-0077

10. Geographical Data

Acreage of Property _____

Use either the UTM system or latitude/longitude coordinates

Latitude/Longitude Coordinates

Datum if other than WGS84: _____

(enter coordinates to 6 decimal places)

- | | |
|------------------------|-----------------------|
| 1. Latitude: 38.038746 | Longitude: -78.503830 |
| 2. | |
| 3. Latitude: | Longitude: |
| 4. | |
| 5. Latitude: | Longitude: |
| 6. | |
| 7. Latitude: | Longitude: |

Or

UTM References

Campbell Hall

Charlottesville, VA

Name of Property

County and State

Datum (indicated on USGS map):

NAD 1927 or NAD 1983

1.Zone:	Easting:	Northing:
2.Zone:	Easting:	Northing:
3.Zone:	Easting:	Northing:
4.Zone:	Easting :	Northing:

Verbal Boundary Description (Describe the boundaries of the property.)

The historic boundary is tightly drawn to capture the footprint of Campbell Hall and the landscaping immediately around the building, including the passage, traverse, and south slope. The boundary lines extend along the outer perimeter of sidewalks and any plantings surrounding the building as shown on the attached site plan.

Boundary Justification (Explain why the boundaries were selected.)

The historic boundary encompasses Campbell Hall and its immediate environs, including the landscaped plantings and sidewalks installed after the 2008 addition to the building. The boundaries capture the building's setting associated with Campbell Hall since its construction in 1970 but are tightly drawn to avoid unrelated resources that are part of the university campus.

11. Form Prepared By

name/title: Jessica Lankston and Marc C. Wagner

organization: Department of Historic Resources

street & number: 2801 Kensington Avenue

city or town: Richmond state: VA zip code: 23221

e-mail: _____

telephone: 804-482-6439

date: July 2013

Additional Documentation

Submit the following items with the completed form:

Maps: A **USGS map** or equivalent (7.5 or 15 minute series) indicating the property's location.

Sketch map for historic districts and properties having large acreage or numerous resources. Key all photographs to this map.

Additional items: (Check with the SHPO, TPO, or FPO for any additional items.)

Photographs

Campbell Hall

Name of Property

Charlottesville, VA

County and State

Submit clear and descriptive photographs. The size of each image must be 1600x1200 pixels (minimum), 3000x2000 preferred, at 300 ppi (pixels per inch) or larger. Key all photographs to the sketch map. Each photograph must be numbered and that number must correspond to the photograph number on the photo log. For simplicity, the name of the photographer, photo date, etc. may be listed once on the photograph log and doesn't need to be labeled on every photograph.

Photo Log

Name of Property: Campbell Hall, University of Virginia

City or Vicinity: Charlottesville

State: Virginia

Photographer: Jessica Lankston

Date Photographed: June 2013

Description of Photograph(s) and number, include description of view indicating direction of camera:

1 of 16. South Façade of Campbell Hall and Fine Arts Library, camera facing northwest.

2 of 16. Northeast Facade of Campbell Hall, camera facing southwest.

3 of 16. North Facade of Fine Arts Library, camera facing south.

4 of 16. Northwest Facade of Fine Arts Library, camera facing west.

5 of 16. Northwest Facade of Fine Arts Library, camera facing north.

6 of 16. Bridge Connecting Campbell Hall and Fine Arts Library, camera facing east.

7 of 16. Northwest Facade of Fine Arts Library, camera facing north.

8 of 16. North Facade of Addition, camera facing south.

9 of 16. Southeast Facade of Fine Arts Library, camera facing northwest.

10 of 16. Northeast Corner of Fine Arts Library, camera facing southwest.

11 of 16. Northeast Facade of Addition, Fine Arts Library, and Bridge, camera facing northwest.

12 of 16. Bridge Connecting Campbell Hall and Fine Arts Library, camera facing southwest.

Campbell Hall

Name of Property

Charlottesville, VA

County and State

13 of 16. South Facade of Campbell Hall, camera facing northwest.

14 of 16. South Facade of Campbell Hall, camera facing north.

15 of 16. Northwest Facade of Campbell Hall, camera facing east.

16 of 16. Fine Arts Complex, camera facing southeast.

Paperwork Reduction Act Statement: This information is being collected for applications to the National Register of Historic Places to nominate properties for listing or determine eligibility for listing, to list properties, and to amend existing listings. Response to this request is required to obtain a benefit in accordance with the National Historic Preservation Act, as amended (16 U.S.C.460 et seq.).

Estimated Burden Statement: Public reporting burden for this form is estimated to average 100 hours per response including time for reviewing instructions, gathering and maintaining data, and completing and reviewing the form. Direct comments regarding this burden estimate or any aspect of this form to the Office of Planning and Performance Management, U.S. Dept. of the Interior, 1849 C. Street, NW, Washington, DC.

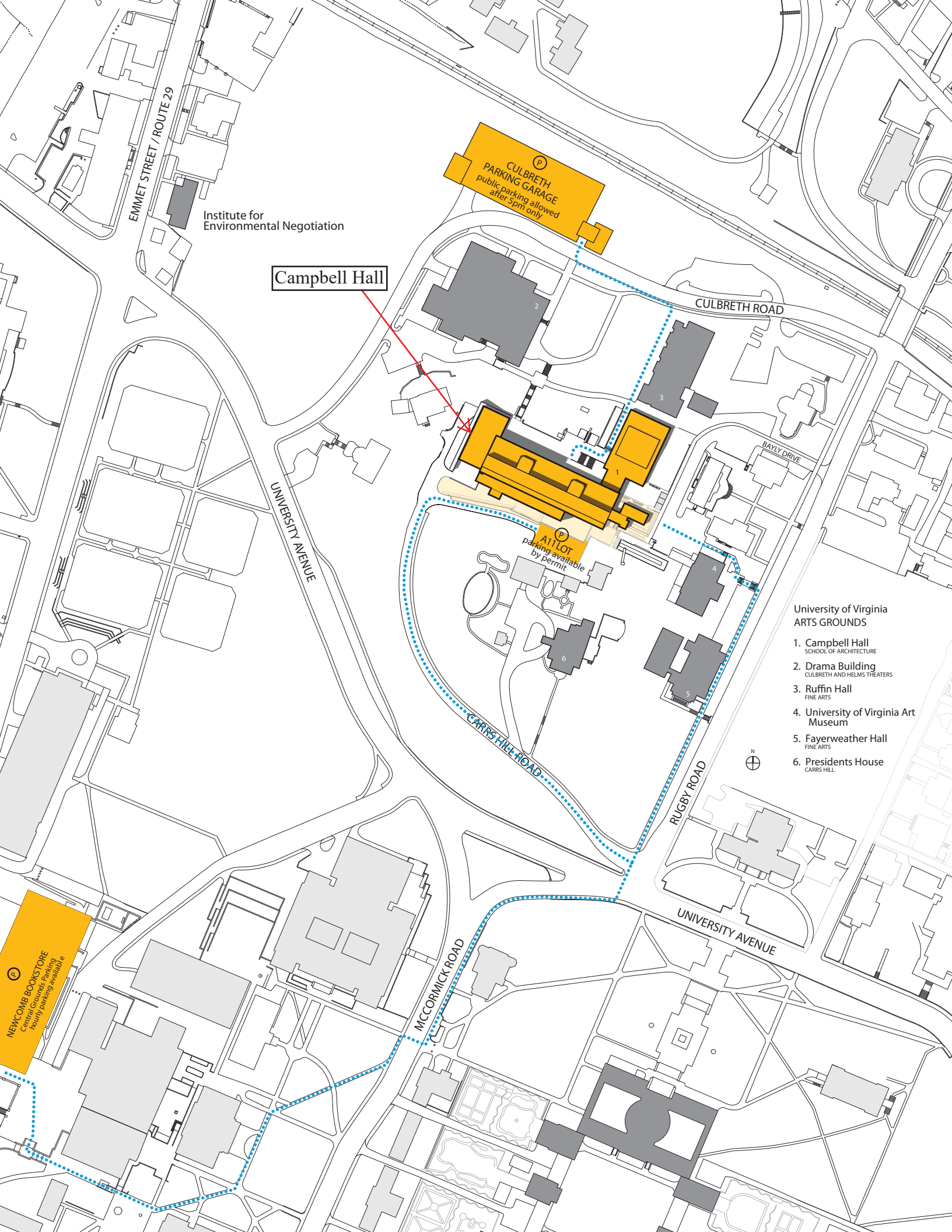


ARTS & ARCHITECTURE

UNIVERSITY OF VIRGINIA



- 1) Booker House (Provost's Office)
- 2) Buckingham Palace
- 3) Campbell Hall (School of Architecture)
- 4) Carr's Hill (President's House)
- 5) Carr's Hill Field
- 6) Culbreth Road Parking Garage
- 7) Drama Building (Culbreth and Helms Theatres)
- 8) Emmet/Ivy Parking Garage
- 9) 104 Emmet Street (School of Architecture Annex)
- 10) Fayerweather Hall
- 11) Fiske Kimball Fine Arts Library
- 12) Lambeth Commons
- 13) Lambeth Field
- 14) Lambeth Field Residence Area
- 15) Leake Cottage
- 16) Lorna Sundberg International Center
- 17) Madison Bowl
- 18) Madison Hall (President's Office)
- 19) Madison House
- 20) Outdoor Recreation Center
- 21) Ruffin Hall
- 22) Peyton House
- 23) 203 Rugby Road
- 25) University Gardens
- 26) University Hall
- 27) University of Virginia Art Museum (Bayly Building)
- 28) 1939 Ivy Road (Institutional Assessment and Studies)



EMMET STREET / ROUTE 29

Institute for Environmental Negotiation

Campbell Hall

CULBRETH PARKING GARAGE
public parking allowed after 5pm only

CULBRETH ROAD

UNIVERSITY AVENUE

BAYLY DRIVE

ATILOT parking available by permit

CARRS HILL ROAD

University of Virginia
ARTS GROUNDS

- 1. Campbell Hall
SCHOOL OF ARCHITECTURE
- 2. Drama Building
CULBRETH AND HELMS THEATERS
- 3. Ruffin Hall
FINE ARTS
- 4. University of Virginia Art Museum
- 5. Fayerweather Hall
FINE ARTS
- 6. Presidents House
CARRS HILL

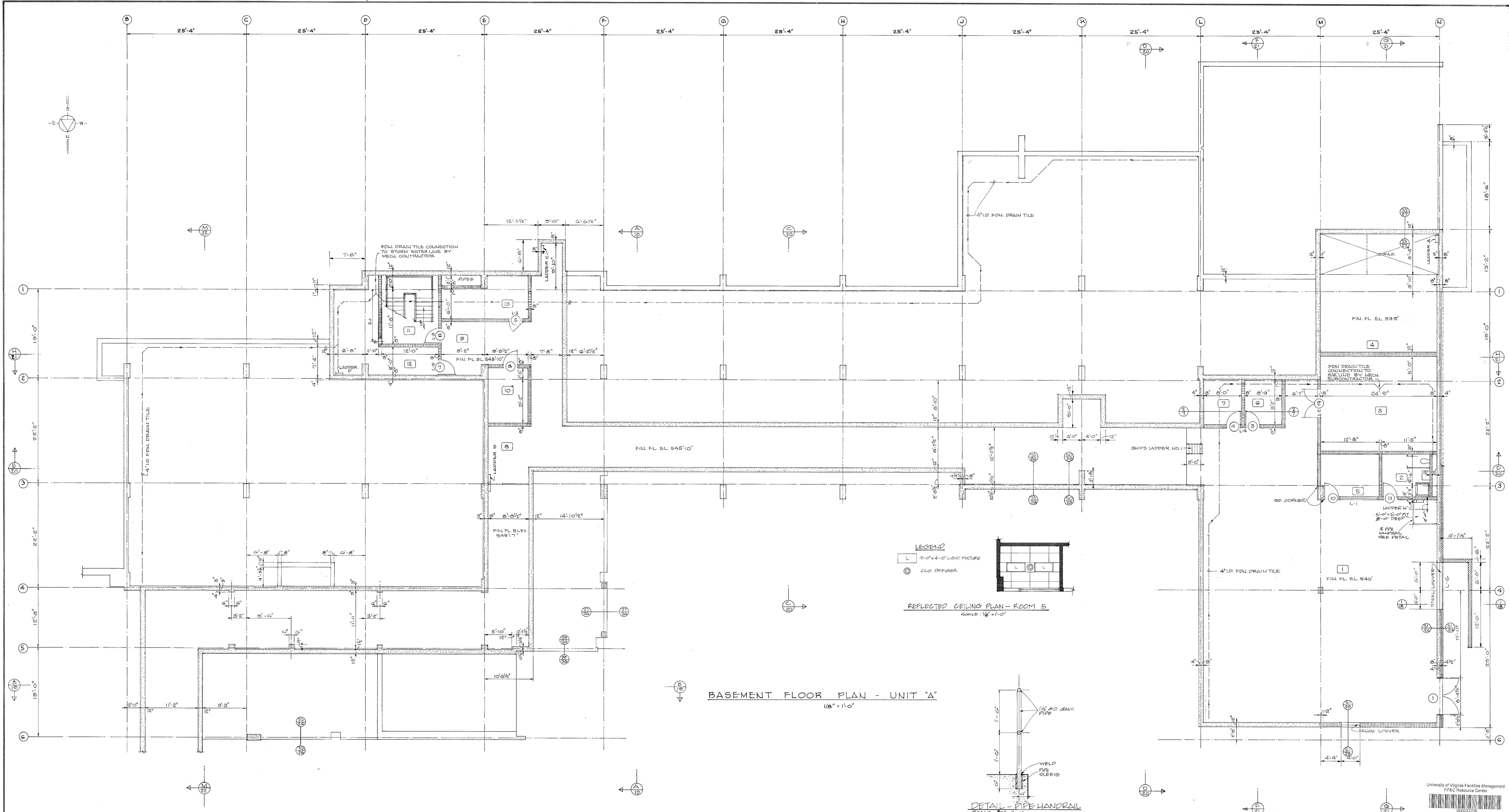


RUGBY ROAD

UNIVERSITY AVENUE

MCCORMICK ROAD

NEWCOMB BOOKSTORE
Central Grounds Parking
hourly parking available



ROOM FINISH SCHEDULE - BASEMENT - UNIT A

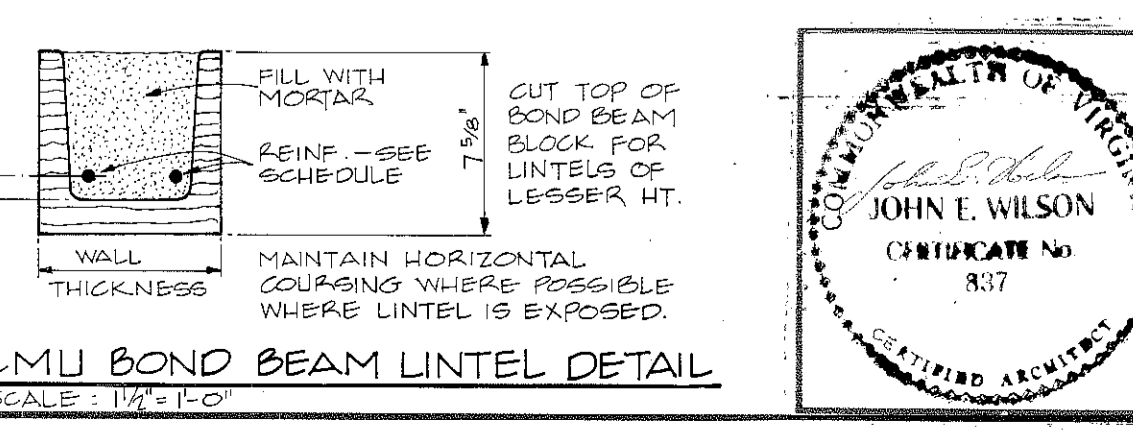
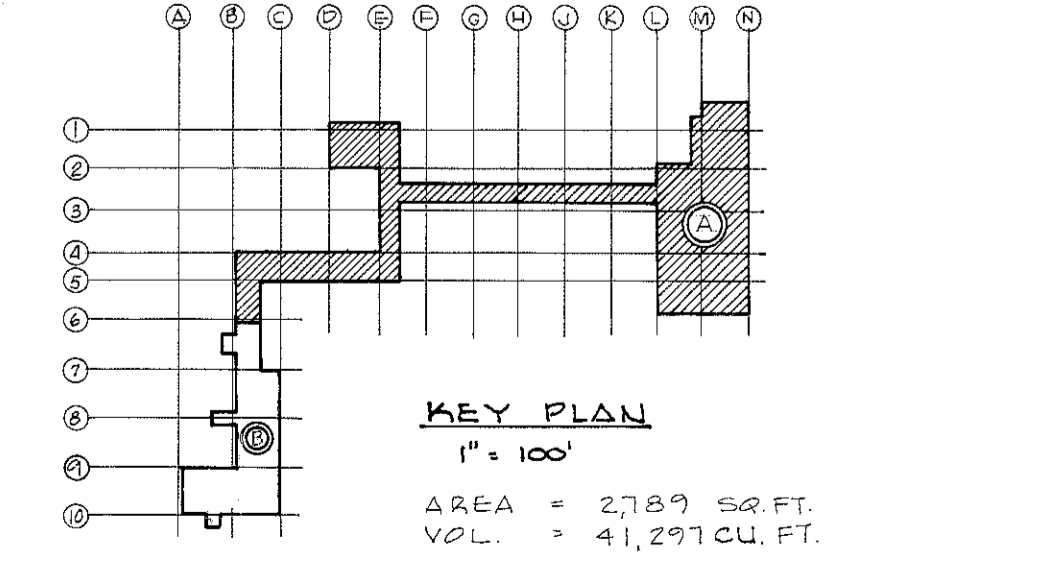
NO.	SPACE USE	FLOOR	BASE	WAINCOT	WALLS	CEILING	REMARKS
		MAT'L	MAT'L HT.	MAT'L HT.	MAT'L	HT. TYPE	
1	MECH. EQUIP.	CONC.	-	-	C.M.U., CONC.	CONC. 14'-0" EXPOSED	
2	TOILET	CONC.	-	-	C.M.U., CONC.	CONC. 14'-0" EXPOSED	SEE ELEV. SH. NO. 7
3	SWITCHGEAR	CONC.	-	-	C.M.U., CONC.	CONC. 14'-0" EXPOSED	
4	TRANSFORMER VAULT	CONC.	-	-	C.M.U., CONC.	CONC. 15'-0" EXPOSED	
5	CONTROL	CONC.	-	-	C.M.U., CONC.	ACT.-1 8'-0" SUSPENDED	SEE ELEV. SH. NO. 7
6	TELEPHONE ROOM	CONC.	-	-	C.M.U., CONC.	CONC. 8'-4" EXPOSED	
7	ELECTRIC CLOSET	CONC.	-	-	C.M.U., CONC.	CONC. 8'-4" EXPOSED	
8	SERVICE TUNNEL	CONC.	-	-	CONC.	CONC. 10'-0" EXPOSED	
9	VESTIBULE	CONC.	-	-	C.M.U., CONC.	CONC. 8'-4" EXPOSED	
10	ELECTRIC CLOSET	CONC.	-	-	C.M.U., CONC.	CONC. 8'-4" EXPOSED	
11	STAIR "A"	CONC.	-	-	C.M.U., CONC.	CONC. - EXPOSED	
12	PIPES	CONC.	-	-	C.M.U., CONC.	CONC. 10'-0" EXPOSED	
13	ELEV. MACHINERY	CONC.	-	-	C.M.U., CONC.	CONC. 10'-0" EXPOSED	

BASEMENT DOOR SCHEDULE - UNIT A

OPG. NO.	WIDTH	HT	THICK	MAT'L	ELEV/OVER	FRAME	TYPE	TRANSOM	HT	THRESHOLD	MAT'L	TYPE	REMARKS
1	8'-0"	10'-0"	3/4"	H.M.	A	STEEL	E	STEEL LOWERS	3'-7 1/2"	ALUMINUM	A	-	PAIR DOORS, R.H. ACTIVE
2	6'-0"	7'-4"	3/4"	H.M.	C	H.M.	B	-	-	-	-	-	PAIR DOORS, R.H. ACTIVE
3	3'-0"	6'-8"	1 3/4"	H.M.	D	H.M.	B	-	-	-	-	-	-
4	3'-0"	6'-8"	1 3/4"	H.M.	D	H.M.	B	-	-	-	-	-	-
5	3'-0"	6'-8"	1 3/4"	H.M.	D	H.M.	B	-	-	-	-	-	-
6	3'-0"	6'-8"	1 3/4"	H.M.	D	H.M.	B	-	-	-	-	-	-
7	3'-0"	6'-8"	1 3/4"	H.M.	D	H.M.	B	-	-	-	-	-	-
8	3'-0"	6'-8"	1 3/4"	H.M.	D	H.M.	B	-	-	-	-	-	-
10	3'-0"	6'-8"	1 3/4"	H.M.	F	H.M.	C	-	-	-	-	-	SIDELIGHT
11	3'-0"	6'-8"	1 3/4"	H.M.	D	H.M.	B	-	-	-	-	-	-

BASEMENT LINTEL SCHEDULE - UNIT A

MARK	STEEL	C.M.U.	REMARKS
	SIZE	LENGTH	
L-1	2" x 8" x 5' x 3/16"	15'-0"	PROVIDE 24"x4"x8" BEAT @ COL. S. EXTEND LINTEL OVER WALL.
L-2			
L-3			
L-4			
L-5			
L-6	2 3/8" x 5" x 3/16"	11'-0"	EXTEND OVER OPS. 3 & 4. PROVIDE 24"x4"x8" BEAT @ N. END. SET VERT. LEG TO CORN. WALL WITH 1/2" BOLTS IN INSETS. 3" @ 2' C.



AS BILT DWG 1/15/70

RAWLINGS & WILSON, ARCHITECTS
1000 NORTH THOMPSON STREET - RICHMOND, VIRGINIA - 23230

PIETRO BELLUSCHI
KENNETH D'EMAY
(OF SASAKI, DAWSON, D'EMAY ASSOCIATES, INC.)
ASSOCIATED ARCHITECTS FOR DESIGN
WATERTOWN, MASSACHUSETTS

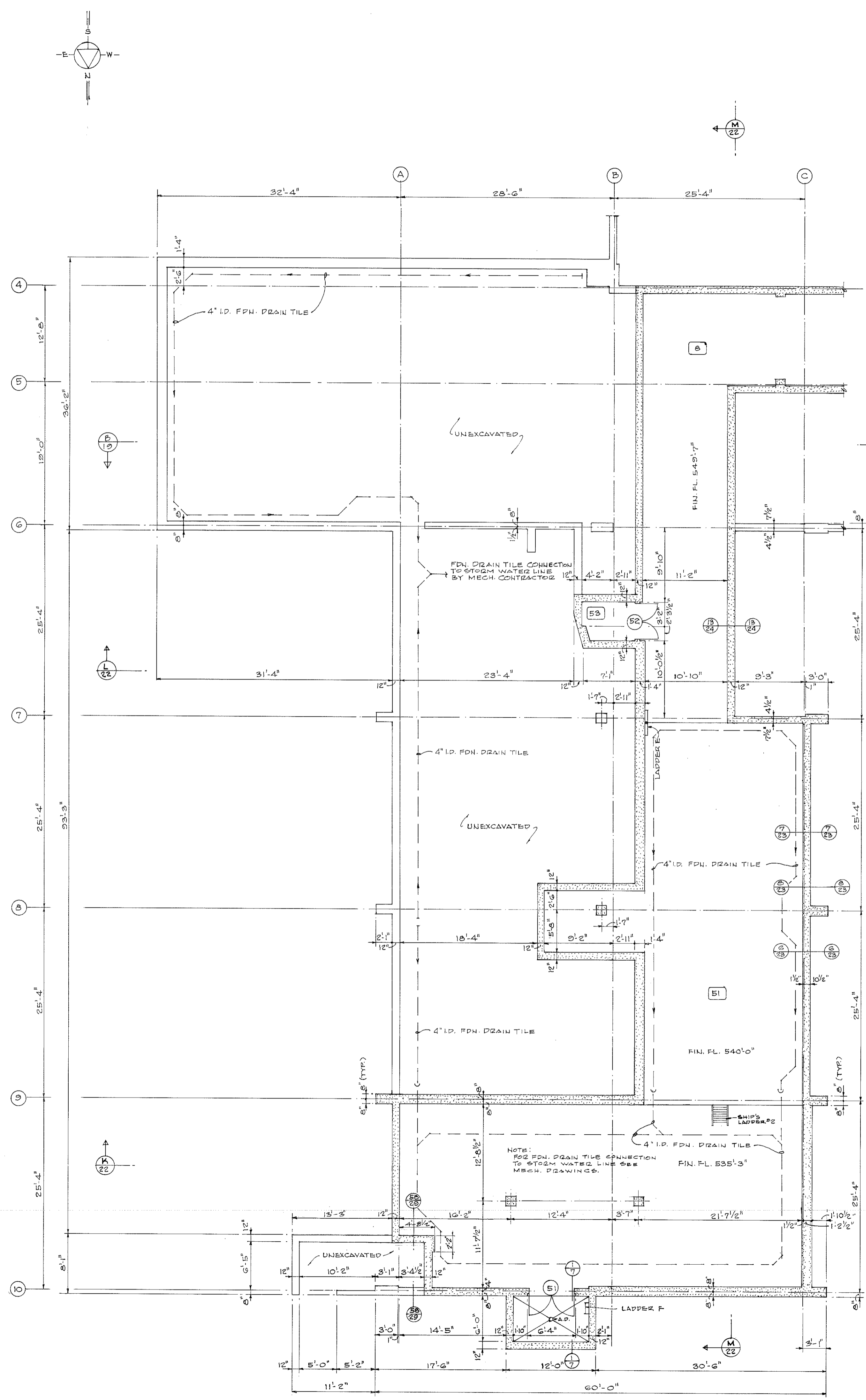
SCHOOL OF ARCHITECTURE AND LIBRARY BUILDING
THE RECTOR AND VISITORS OF THE UNIVERSITY OF VIRGINIA, OWNER
CHARLOTTESVILLE, VIRGINIA

PROJECT NO. VA-4-2581
BASEMENT FLOOR PLAN UNIT "A"

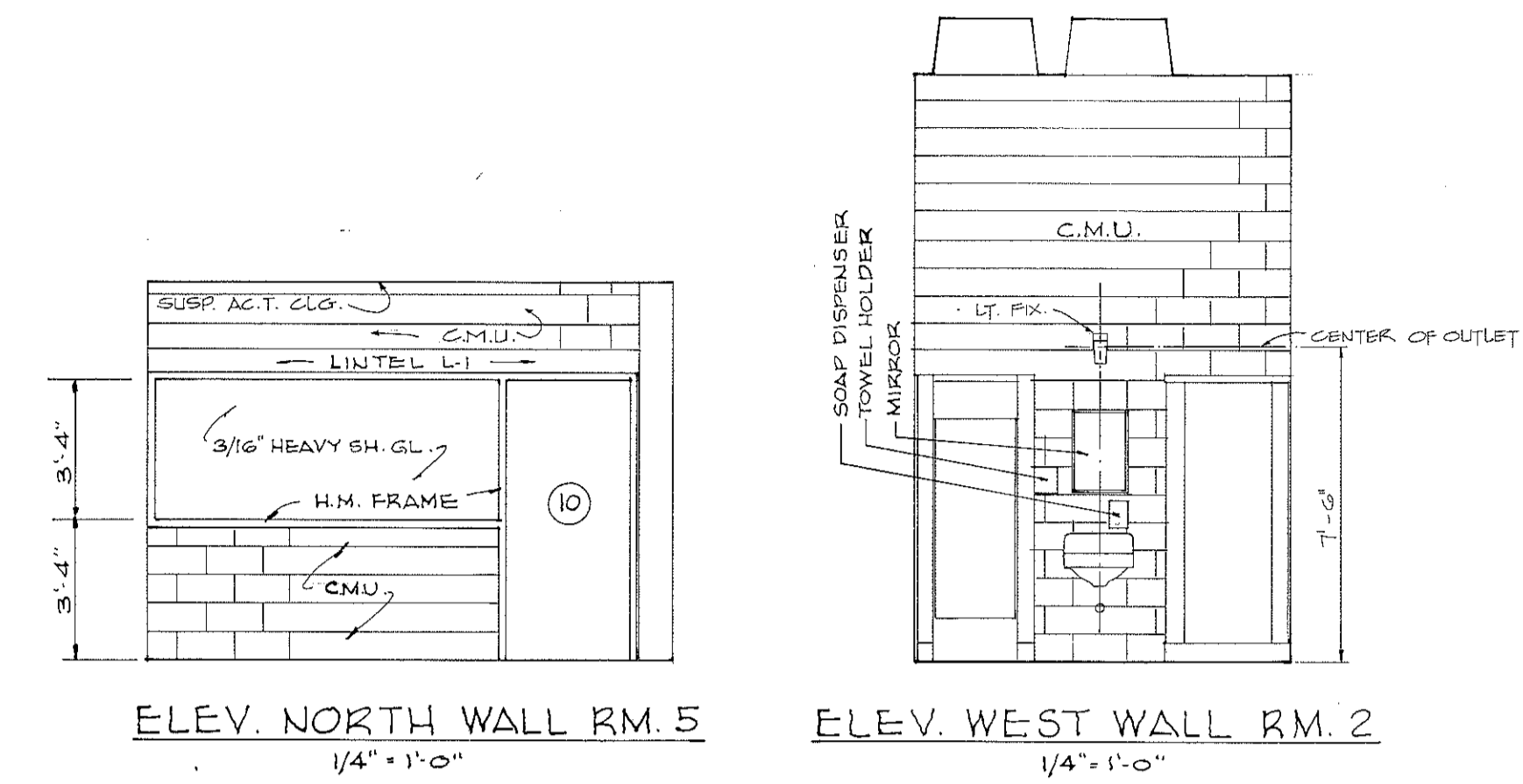
DATE: JULY 1967
REVISIONS:
SHEET NO. 6 OF 48

ROOM FINISH SCHEDULE - BASEMENT - UNIT "B"							
NO.	SPACE	FLOOR	BASE	WAINSCOT	WALLS	CEILING	REMARKS
	USE	MAT'L.	MAT'L. HT.	MAT'L. HT.	MAT'L.	MAT'L. HT. TYPE	
51	MECH. EQUIP.	CONC.	-	-	CMU, CONC.	CONC. VAR. 15'	EXPOSED
52	BOOKLIFT MACH.	CONC.	-	-	CONC.	CONC. 6'-0"	EXPOSED SEE DETS. SH. NO. 32

DOOR SCHEDULE - BASEMENT - UNIT "B"											
OPS. NO.	WIDTH	HT.	THICK.	MAT'L.	ELEV./LOUVER	FRAME	TRANSOM	THRESHOLD	U.L.	REMARKS	
						MAT'L.	HT.	MAT'L.	TYPE		
51	6'-0"	7'-0"	1 3/4"	H.M.	0	STEEL C	A	STEEL LOUVER	-	PAIR, L.H. ACTIVE	
52	5'-0"	5'-3"	1 3/4"	H.M.	0	STEEL C	A	-	-	PAIR, R.H. ACTIVE	

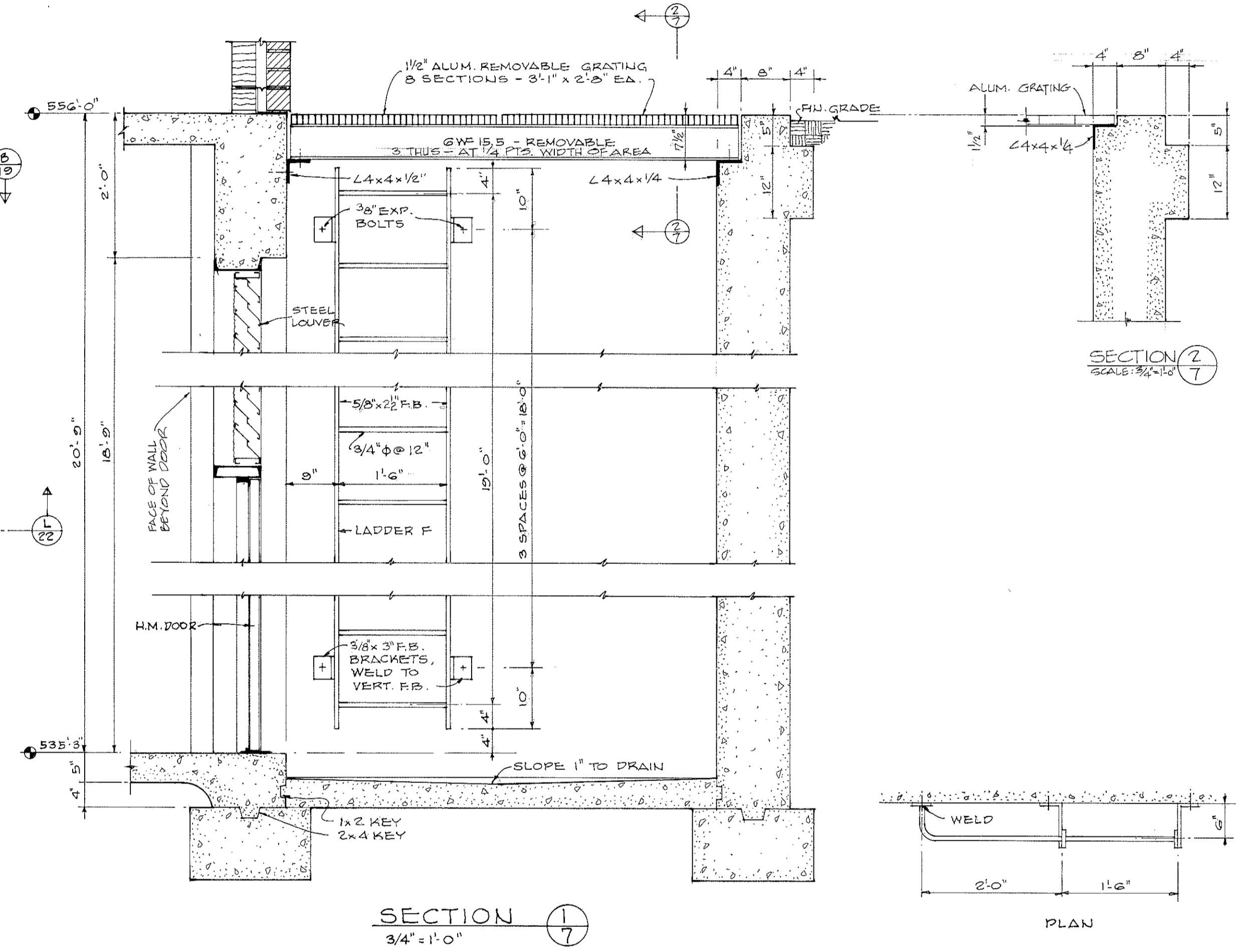


BASEMENT FLOOR PLAN - UNIT "B"
1/8" = 1'-0"

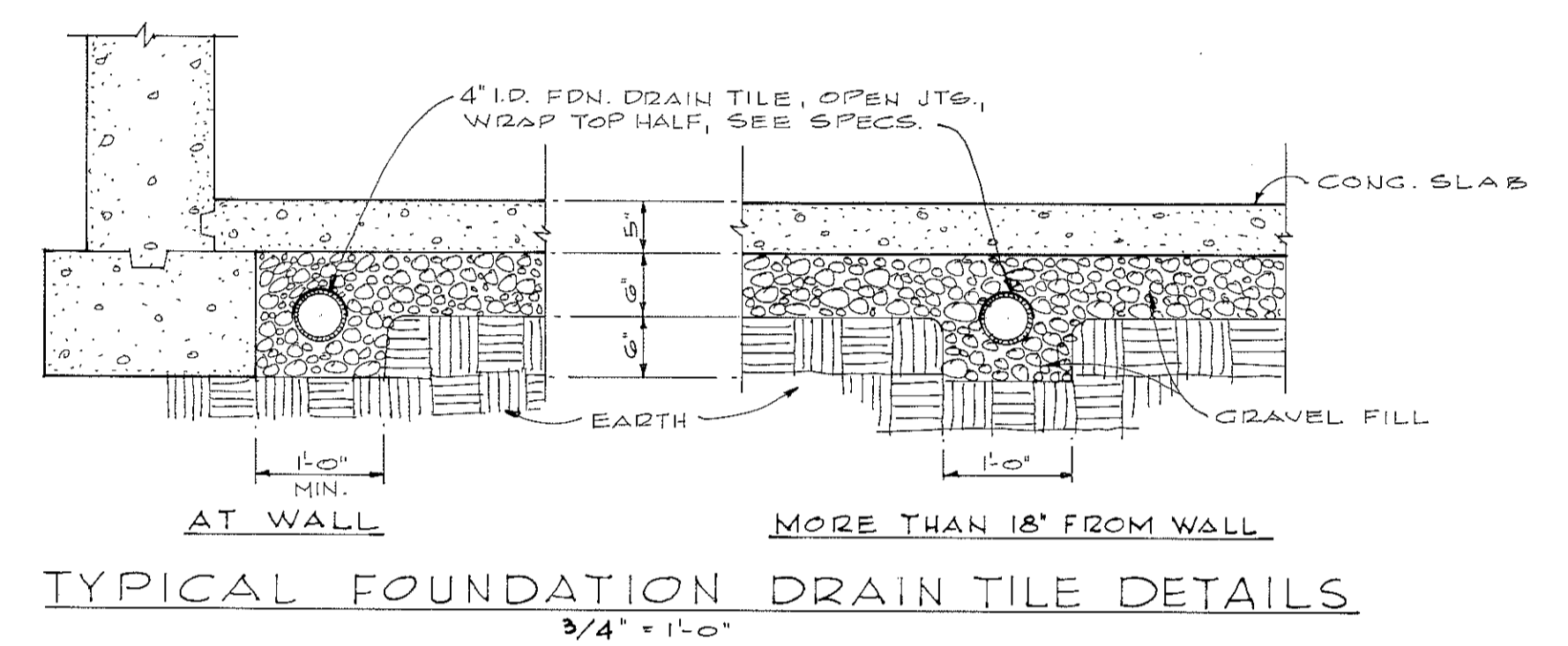


ELEV. NORTH WALL RM. 5
1/4" = 1'-0"

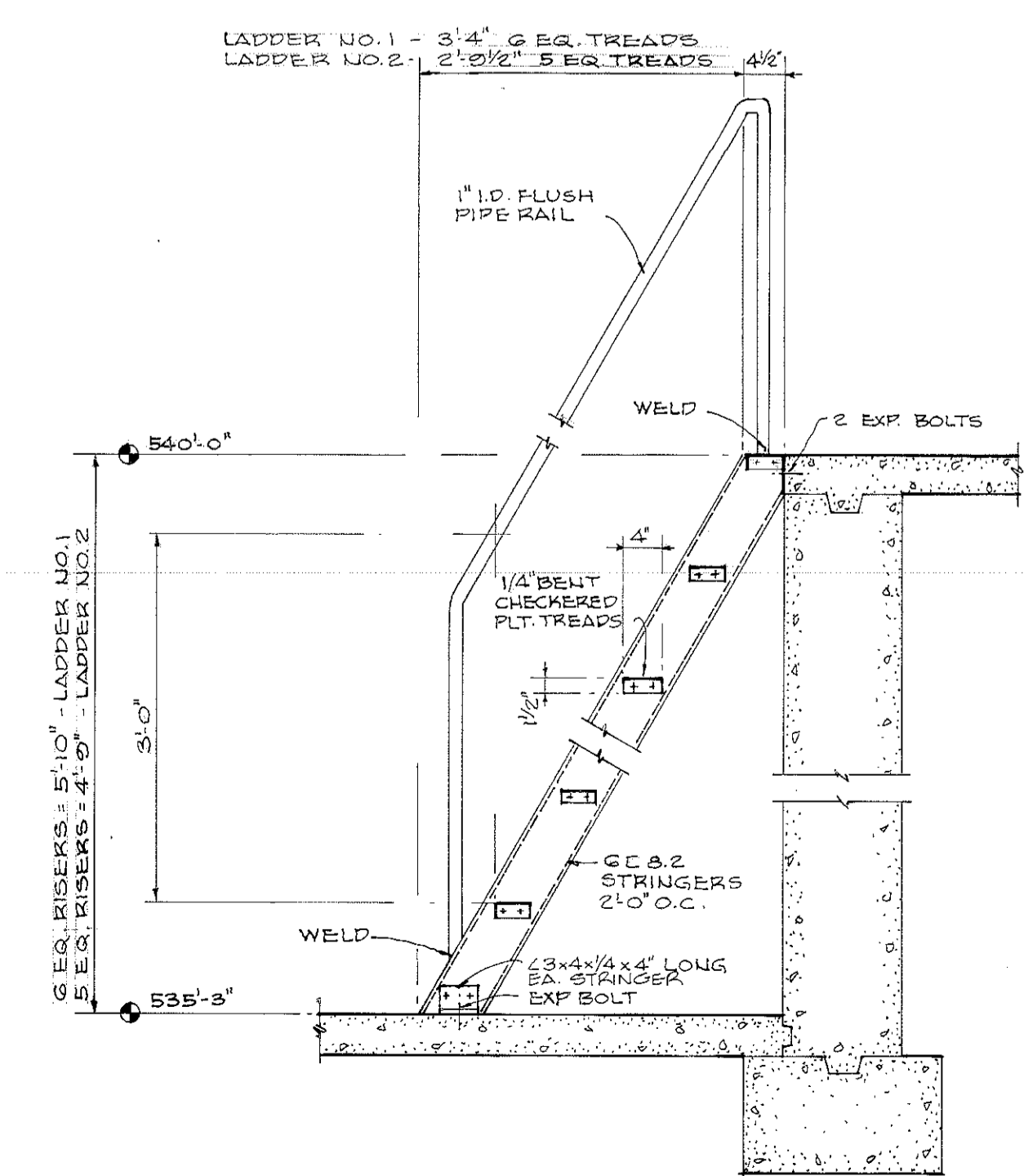
ELEV. WEST WALL RM. 5
1/4" = 1'-0"



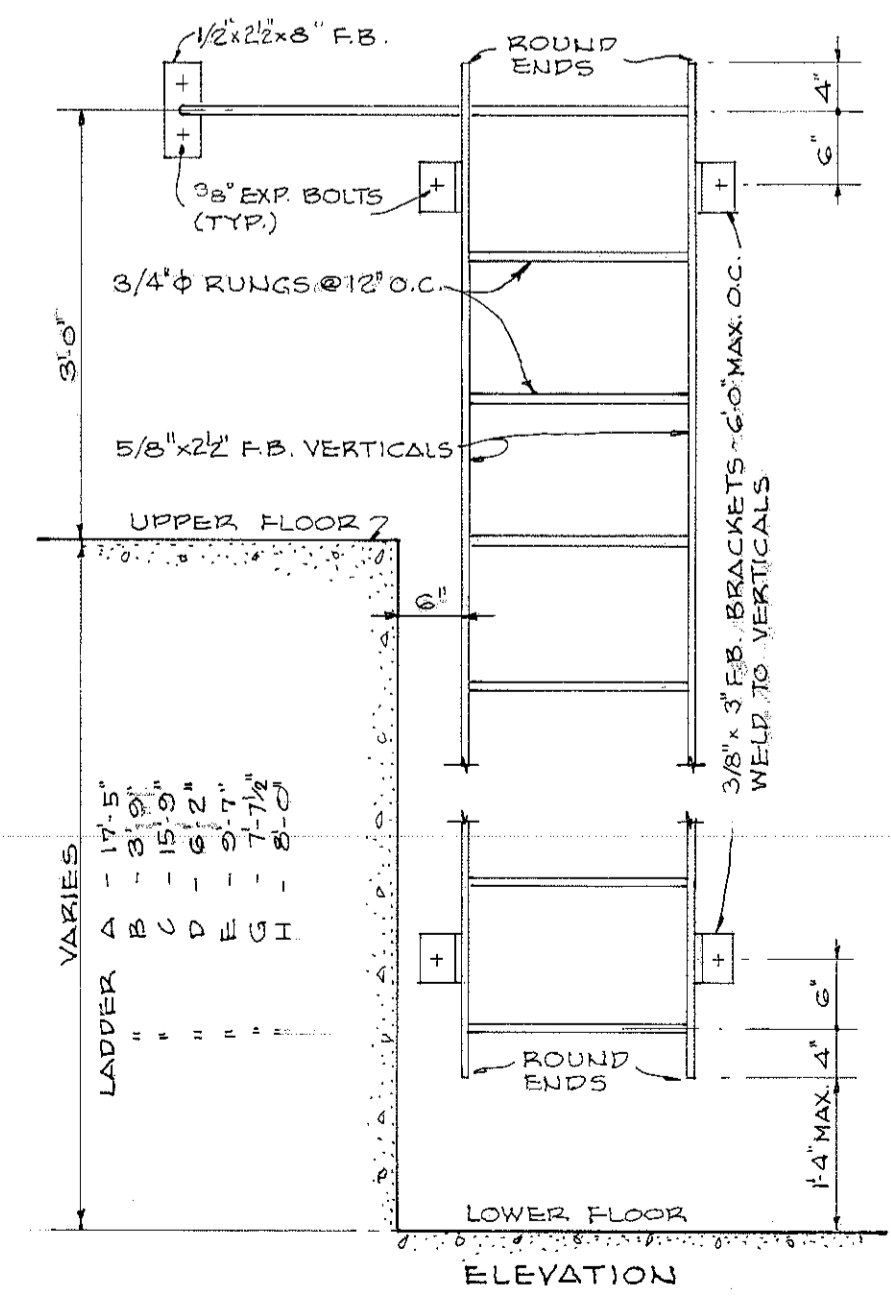
SECTION 7
3/4" = 1'-0"



TYPICAL FOUNDATION DRAIN TILE DETAILS
3/4" = 1'-0"

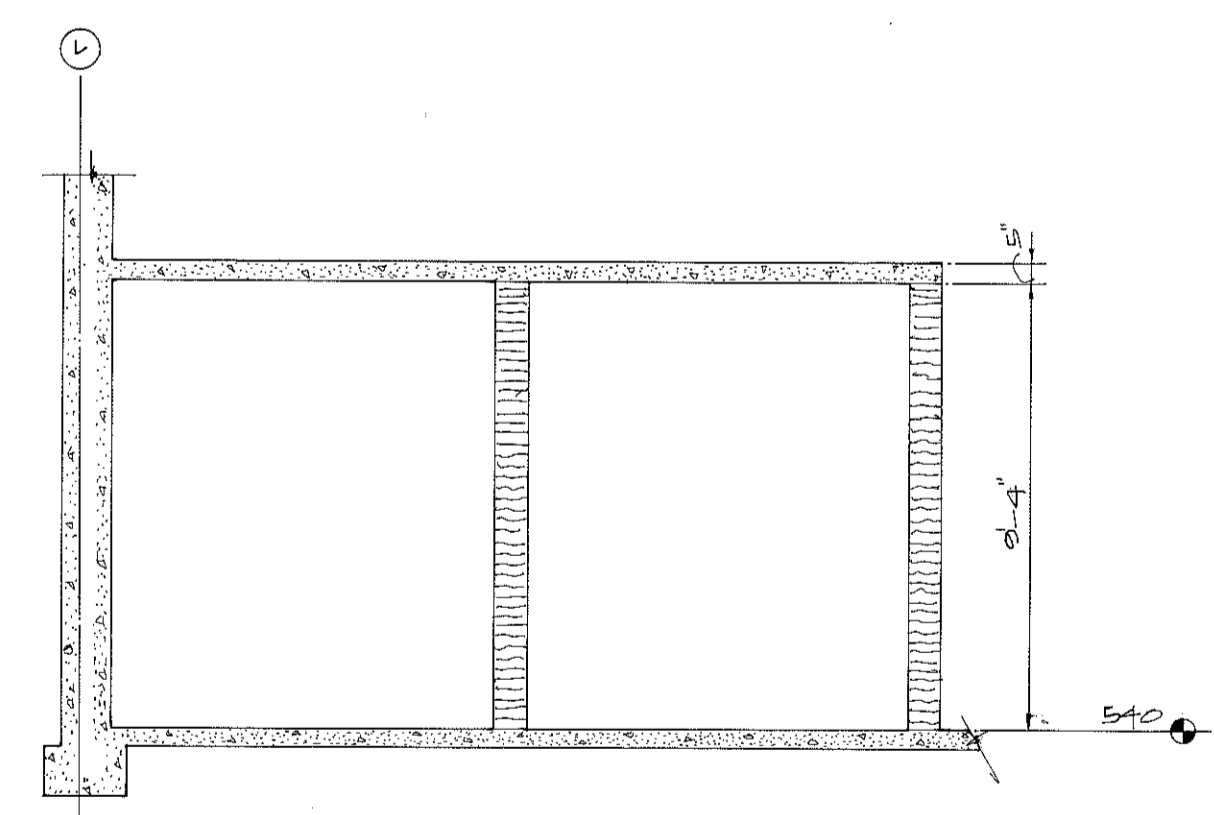


TYP. SHIP'S LADDER
3/4" = 1'-0"

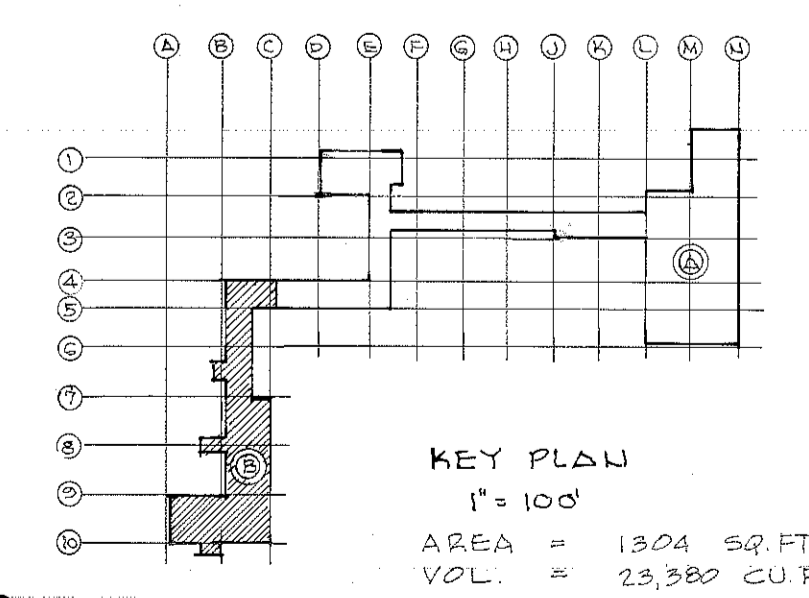


TYP. LADDER DETAILS
3/4" = 1'-0"

LADDERS A, B, H - THUS
LADDERS C, D, E, G - OPPOSITE HAND




SECTION 2
1/4" = 1'-0"



KEY PLAN
1" = 10'

AREA = 13,04 SQ. FT.
VOL. = 23,380 CU. FT.



RAWLINGS & WILSON, ARCHITECTS
1000 NORTH THOMPSON STREET
RICHMOND, VIRGINIA 23230

PIETRO BELLUSCHI
KENNETH D. MAY
(OF SASAKI, DAWSON, D. MAY ASSOCIATES, INC.)
ASSOCIATED ARCHITECTS, FOR DESIGN
WATERTOWN, MASSACHUSETTS

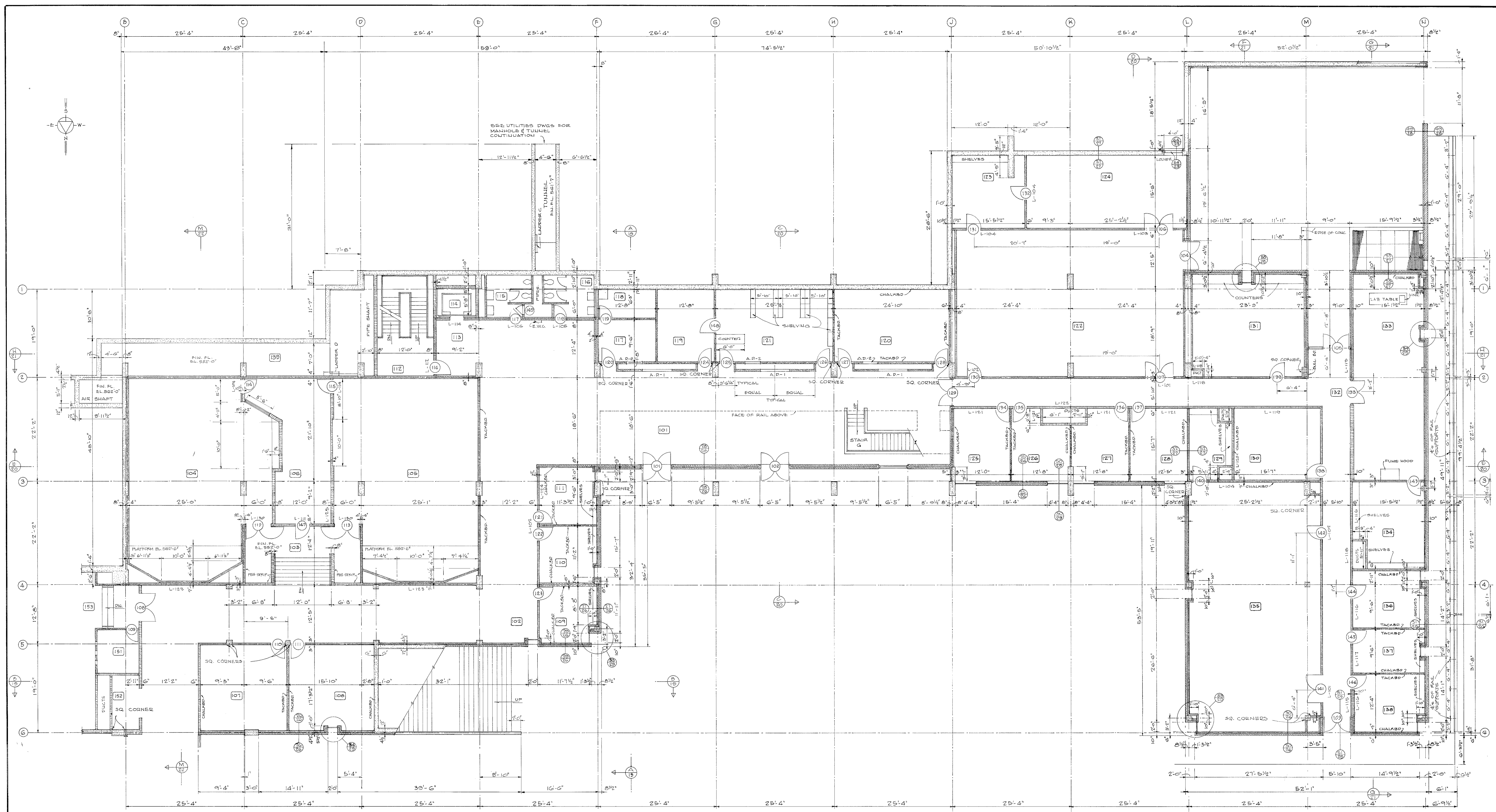
SCHOOL OF ARCHITECTURE
AND LIBRARY BUILDING
THE RECTOR AND VISITORS OF THE
UNIVERSITY OF VIRGINIA, OWNER
CHARLOTTESVILLE VIRGINIA

PROJECT NO. VA-4-2581

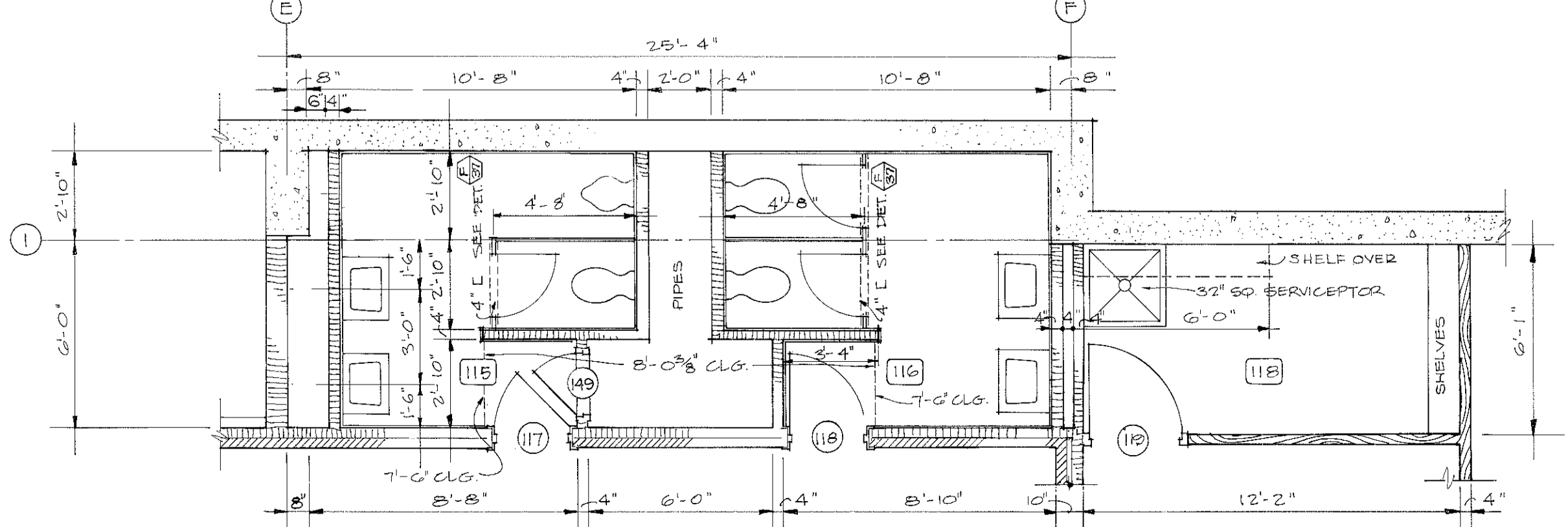
BASEMENT FLOOR PLAN
UNIT "B"

COMM. NO. 524
DATE 15 JULY 1967
REVISIONS
SHEET NO. 7
OF 49

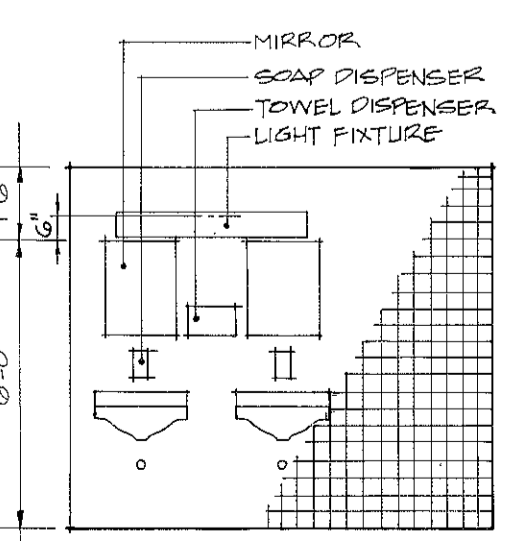
AS BILT DWG 1/15/70



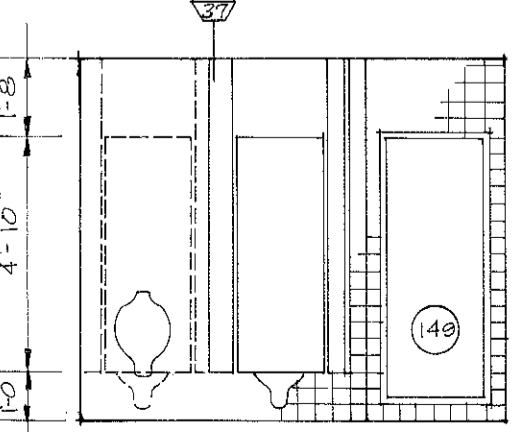
FLOOR PLAN - LEVEL 556 - UNIT "A"
1/8" = 1'-0"



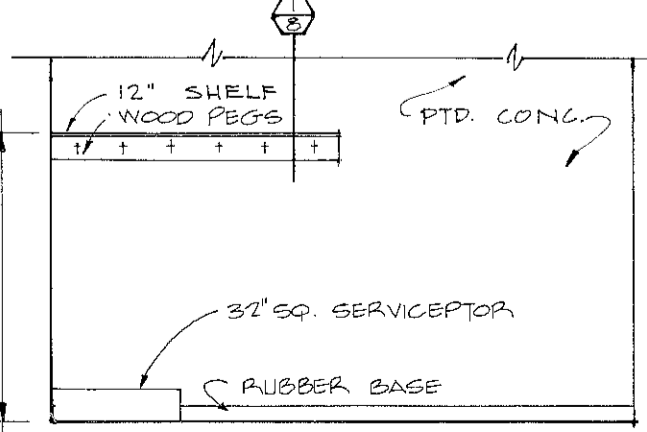
PLAN: ROOMS 115, 116, 118
1/4" = 1'-0"



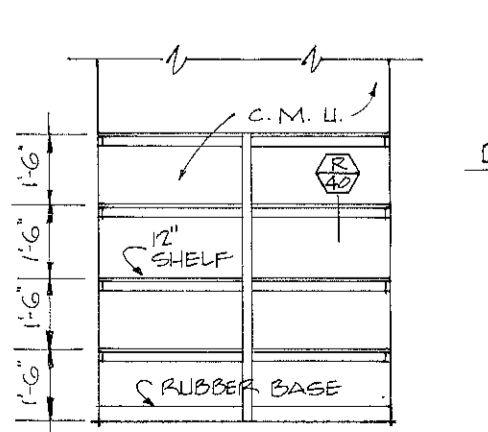
E. WALL RM. 115
14'-1-0"
OPP. HAND RM. 116 SIM. LESS URINAL



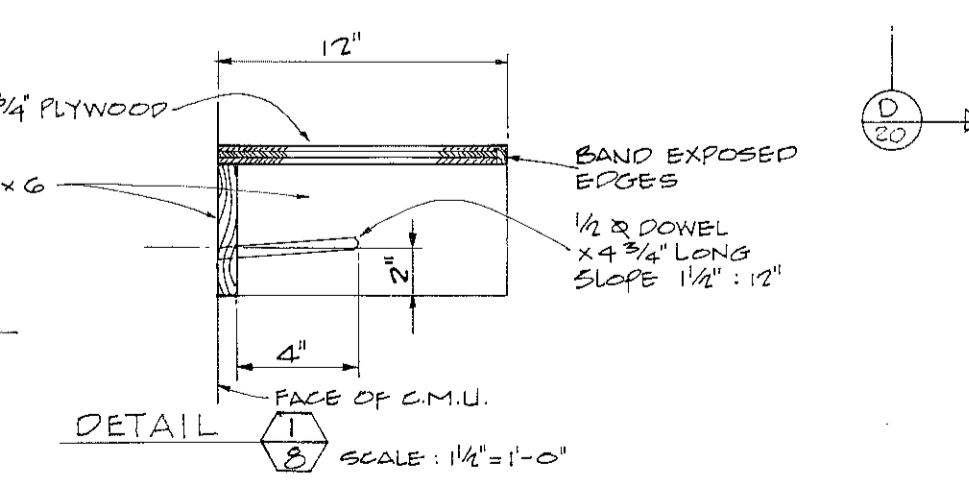
W. WALL RM. 115
14'-1-0"
OPP. HAND RM. 116 SIM. LESS DR.



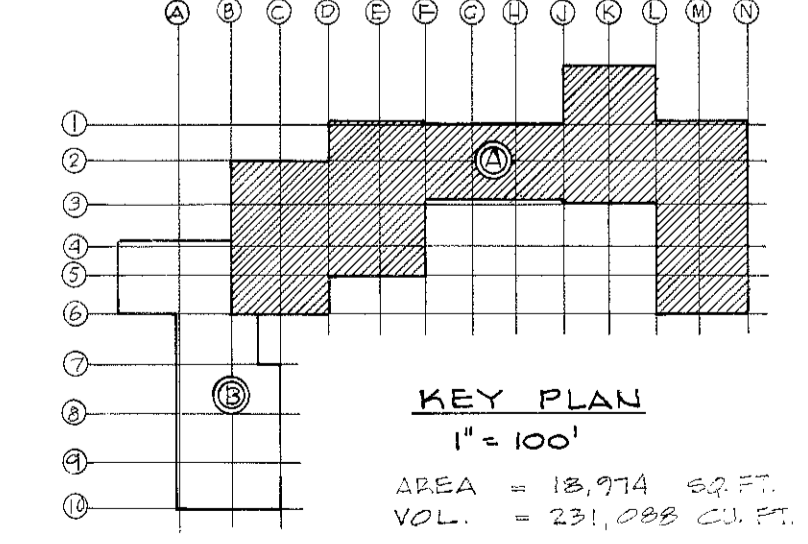

S. WALL RM. 118
14'-1-0"
14'-1-0"




W. WALL RM. 118
14'-1-0"



DETAIL
SCALE: 1/4" = 1'-0"



KEY PLAN
1" = 100'



AS BILT DWG 1/15/70

RAWLINGS & WILSON, ARCHITECTS
1000 NORTH THOMPSON STREET, RICHMOND, VIRGINIA, 23220

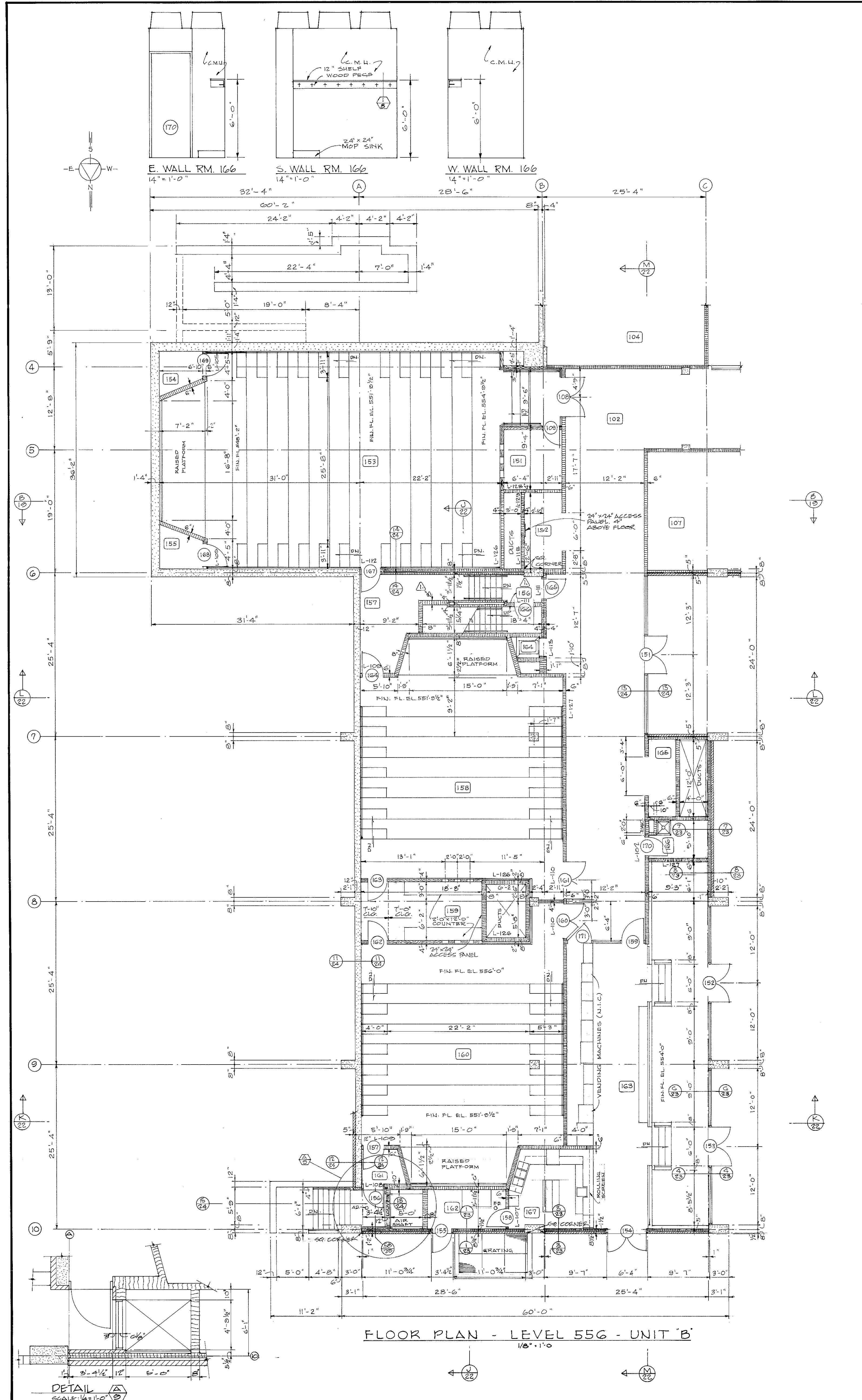
PIETRO BELLUSCHI
KENNETH D. MAY

ASSOCIATED ARCHITECTS FOR DESIGN
WATERTOWN, MASSACHUSETTS

SCHOOL OF ARCHITECTURE
AND LIBRARY BUILDING
THE RECTOR AND VISITORS OF THE
UNIVERSITY OF VIRGINIA, OWNER
CHARLOTTESVILLE, VIRGINIA

PROJECT NO. VA-4-2581
FLOOR PLAN
LEVEL 556 - UNIT "A"

COMM. NO. 524
DATE: 15 JULY 1967
REVISIONS:
SHEET NO. 8



ROOM FINISH SCHEDULE LEVEL 556									
NO.	SPACE USE	FLOOR	BASE	WAINSCOT	WALLS	CEILING	REMARKS		
		MAT'L	MAT'L	HT.	MAT'L	MAT'L	HT.	TYPE	
101	LOBBY	V.A.T.	4\"/>						

DOOR SCHEDULE LEVEL 556													
OPG.	NO.	WIDTH	HT.	THICK	MAT'L	ELEV/LOUVER	FRAME	TRANSOM	THRESHOLD	LABEL	REMARKS		
	101	6'-0"	7'-0"	-	55.4GL	H	55	D	55.4GL	SEE DET.	ALUM.	D	PAIR, DOUBLE ACTING
	102	6'-0"	7'-0"	-	55.4GL	H	55	D	55.4GL	SEE DET.	ALUM.	D	PAIR, DOUBLE ACTING
	103	5'-0"	7'-0"	-	55.4GL	H	55	D	55.4GL	SEE DET.	ALUM.	D	PAIR
	104	6'-0"	7'-0"	1 1/2"	H.M.	I	H.M.	P	HM 6GL	SEE DET.	ALUM.	B	PAIR, R.H. ACTIVE
	105	5'-5"	7'-0"	-	55.4GL	J	55	D	55.4GL	SEE DET.	ALUM.	D	PAIR, W/SUBSIGHT
	106	6'-0"	7'-0"	1 1/2"	WD	C	H.M.	F	-	SEE DET.	-	-	PAIR, R.H. ACTIVE
	107	6'-0"	7'-0"	1 1/2"	WD	C	H.M.	F	-	SEE DET.	-	-	PAIR, R.H. ACTIVE
	108	6'-0"	8'-0"	1 1/2"	WD	K	H.M.	H	WD-5.C	SEE DET.	-	-	PAIR, R.H. ACTIVE
	109	2'-6"	8'-0"	1 1/2"	WD	D	W.O.	I	-	-	-	-	-
	110	3'-0"	8'-0"	1 1/2"	WD	L	H.M.	J	WD-5.C	SEE DET.	-	-	-
	111	3'-0"	8'-0"	1 1/2"	WD	L	H.M.	J	WD-5.C	SEE DET.	-	-	-
	112	3'-0"	8'-0"	1 1/2"	WD	C	H.M.	B	-	-	-	-	PAIR, R.H. ACTIVE
	113	5'-4"	8'-0"	1 1/2"	WD	C	H.M.	B	-	-	-	-	PAIR, R.H. ACTIVE
	114	3'-0"	7'-0"	1 1/2"	WD	D	H.M.	B	-	-	-	-	PAIR, R.H. ACTIVE
	115	3'-0"	7'-0"	1 1/2"	WD	D	H.M.	B	-	-	-	-	B
	116	3'-0"	7'-0"	1 1/2"	WD	D	H.M.	B	-	-	-	-	-
	117	2'-6"	7'-0"	1 1/2"	WD	D	H.M.	O	-	-	-	-	ALUM.
	118	2'-6"	7'-0"	1 1/2"	WD	D	H.M.	O	-	-	-	-	ALUM.
	119	3'-0"	7'-0"	1 1/2"	WD	D	H.M.	K	-	-	-	-	ALUM.
	120	3'-0"	8'-0"	1 1/2"	WD	L	H.M.	K	WD-5.C	SEE DET.	-	-	-
	121	3'-0"	8'-0"	1 1/2"	WD	L	H.M.	K	WD-5.C	SEE DET.	-	-	-
	122	3'-0"	8'-0"	1 1/2"	WD	L	H.M.	F	-	-	-	-	-
	123	3'-0"	8'-0"	1 1/2"	WD	L	H.M.	K	WD-5.C	SEE DET.	-	-	-
	124	3'-0"	8'-0"	1 1/2"	WD	L	H.M.	K	WD-5.C	SEE DET.	-	-	-
	125	3'-0"	8'-0"	1 1/2"	WD	L	H.M.	K	WD-5.C	SEE DET.	-	-	-
	126	3'-0"	8'-0"	1 1/2"	WD	L	H.M.	K	WD-5.C	SEE DET.	-	-	-
	127	3'-0"	8'-0"	1 1/2"	WD	L	H.M.	K	WD-5.C	SEE DET.	-	-	-
	128	3'-0"	8'-0"	1 1/2"	WD	L	H.M.	K	WD-5.C	SEE DET.	-	-	-
	129	5'-6"	7'-0"	1 1/2"	WD	D	H.M.	L	WD-5.C	SEE DET.	-	-	-
	130	3'-0"	7'-0"	1 1/2"	WD	D	H.M.	F	-	-	-	-	-
	131	3'-0"	7'-0"	1 1/2"	WD	D	H.M.	F	-	-	-	-	-
	132	3'-0"	7'-0"	1 1/2"	WD	D	H.M.	F	-	-	-	-	-
	133	5'-6"	7'-0"	1 1/2"	WD	C	H.M.	M	-	-	-	-	UNDERCUT DOOR 1/2"
	134	3'-0"	7'-0"	1 1/2"	WD	E	H.M.	G	WD-5.C	SEE DET.	-	-	-
	135	3'-0"	7'-0"	1 1/2"	WD	E	H.M.	G	WD-5.C	SEE DET.	-	-	-
	136	3'-0"	7'-0"	1 1/2"	WD	E	H.M.	G	WD-5.C	SEE DET.	-	-	-
	137	3'-0"	7'-0"	1 1/2"	WD	E	H.M.	G	WD-5.C	SEE DET.	-	-	-
	138	3'-0"	7'-0"	1 1/2"	WD	E	H.M.	G	WD-5.C	SEE DET.	-	-	-
	139	3'-0"	7'-0"	1 1/2"	WD	E	H.M.	G	WD-5.C	SEE DET.	-	-	-
	140	3'-0"	8'-0"	1 1/2"	WD	L	H.M.	J	WD-5.C	SEE DET.	-	-	-
	141	6'-0"	7'-0"	1 1/2"	WD	C	H.M.	F	-	-	-	-	PAIR, R.H. ACTIVE
	142	3'-0"	7'-0"	1 1/2"	WD	D	H.M.	F	-	-	-	-	-
	143	3'-0"	7'-0"	1 1/2"	WD	D	H.M.	F	-	-	-	-	UNDERCUT DOOR 1/2"
	144	3'-0"	7'-0"	1 1/2"	WD	E	H.M.	G	WD-5.C	SEE DET.	-	-	-
	145	3'-0"	7'-0"	1 1/2"	WD	E	H.M.	G	WD-5.C	SEE DET.	-	-	-
	146	3'-0"	7'-0"	1 1/2"	WD	E	H.M.	G	WD-5.C	SEE DET.	-	-	-
	147	3'-0"	7'-0"	1 1/2"	WD	D	H.M.	B	-	-	-	-	-
	148	3'-0"	8'-0"	1 1/2"	WD	L	H.M.	K	WD	SEE DET.	-	-	-
	149	2'-0"	5'-4"	1 1/2"	WD	N	H.M.	N	-	-	-	-	-
	151	6'-0"	7'-0"	-	55.4GL	T	55	D	55.4GL	SEE DET.	ALUM.	D	PAIR, EXTEND THRESHOLD UNDER SPEIGHTS
	152	6'-0"	7'-0"	-	55.4GL	T	55	D	55.4GL	SEE DET.	ALUM.	D	PAIR, EXTEND THRESHOLD UNDER SPEIGHTS
	153	6'-0"	7'-0"	-	55.4GL	T	55	D	55.4GL	SEE DET.	ALUM.	D	PAIR, EXTEND THRESHOLD UNDER SPEIGHTS
	154	5'-11"	7'-0"	-	55.4GL	H	55	D	55.4GL	SEE DET.	ALUM.	D	PAIR
	155	3'-0"	7'-0"	1 1/2"	H.M.	O	H.M.	P	HM 6GL	SEE DET.	ALUM.	B	-
	156	3'-0"	7'-0"	1 1/2"	H.M.	D	H.M.	P	-	-	ALUM.	B	-
	157	3'-0"	8'-0"	1 1/2"	WD	L	H.M.	J	WD-5.C	SEE DET.	-	-	FACE OF PLASTER FLUSH WITH FRAME
	158	2'-6"	7'-0"	1 1/2"	WD	D	H.M.	F	-	-	-	-	BOTH SIDES OF PLASTER FLUSH WITH FRAME
	159	3'-8"	7'-0"	1 1/2"	WD	F	H.M.	Q	-	-	-	-	GLASS SIDELIGHT
	160	5'-10"	7'-0"	1 1/2"	WD	C	H.M.	F	-	-	-	-	PAIR, R.H. ACTIVE, FACE OF PLASTER FLUSH WITH FRAME
	161	5'-8"	7'-0"	1 1/2"	WD	C	H.M.	F	-	-	-	-	PAIR, R.H. ACTIVE, FACE OF PLASTER FLUSH WITH FRAME
	162	3'-0"	7'-0"	1 1/2"	WD	D	H.M.	I	-	-	-	-	-
	163	3'-0"	7'-0"	1 1/2"	WD	D	H.M.	I	-	-	-	-	-
	164	3'-4"	8'-0"	1 1/2"	WD	L	H.M.	J	WD-5.C	SEE DET.	-	-	FACE OF PLASTER FLUSH WITH FRAME
	165	3'-0"	7'-0"	1 1/2"	WD	D	H.M.	B	-	-	-	-	B
	166	3'-0"	8'-0"	1 1/2"	WD	D	H.M.	B	-	-	-	-	B
	167	2'-10"	8'-0"	1 1/2"	WD	L	H.M.	J	WD-5.C	SEE DET.	-	-	NOTE - HEAD SLOPES FROM 11'-8\"/>

LINTEL SCHEDULE - LEVEL 556 - UNITS A & B							
MARK	SIZE	STEEL	LENGTH	SIZE	C.M.U.	REINFC.	REMARKS
L-101	-	-	-	0" x 8" BOND BEAM	7'-4"	2 # 4	RELIEF LINTEL FIRST FULL C.M.U. COURSE ABOVE DOOR HEAD
L-102	-	-	-	0" x 8" BOND BEAM	4'-8"	2 # 3	RELIEF LINTEL FIRST FULL C.M.U. COURSE ABOVE DOOR HEAD
L-103	-	-	-	0" x 8" BOND BEAM	7'-4"	2 # 4	RELIEF LINTEL FIRST FULL C.M.U. COURSE ABOVE DOOR HEAD
L-104	-	-	-	0" x 8" BOND BEAM	4'-8"	2 # 3	RELIEF LINTEL FIRST FULL C.M.U. COURSE ABOVE DOOR HEAD
L-105	-	-	-	0" x 8" BOND BEAM	4'-0"	2 # 3	RELIEF LINTEL FIRST FULL C.M.U. COURSE ABOVE DOOR HEAD
L-106	-	-	-	0" x 8" BOND BEAM	7'-4"	2 # 4	RELIEF LINTEL FIRST FULL C.M.U. COURSE ABOVE DOOR HEAD
L-107	-	-	-	0" x 8" BOND BEAM	4'-0"	2 # 3	RELIEF LINTEL FIRST FULL C.M.U. COURSE ABOVE DOOR HEAD
L-108	2'-0" x 2'-6" x 5/8" x 3/8"	-	4'-4"	-	-	-	PROVIDE CLIP ANGLE SEAT FOR BEARING AT CONC. WALL
L-109	-	-	-	0" x 8" BOND BEAM	4'-0"	2 # 3	RELIEF LINTEL - PROVIDE CLIP ANGLE SEAT AT CONC. WALL
L-110	-	-	-	0" x 8" BOND BEAM	13'-4"	2 # 4	RELIEF LINTEL - EXTEND OVER BOTH DOOR OPENINGS
L-111	-	-	-	8" x 8" BOND BEAM	4'-8"	2 # 3	RELIEF LINTEL
L-112	-	-	-	8" x 8" BOND BEAM	4'-0"	2 # 3	RELIEF LINTEL - PROVIDE CLIP ANGLE SEAT AT CONC. WALL
L-113	-	-	-	2" x 8" BOND BEAM	4'-0"	1 # 3	RELIEF LINTEL
L-114	-	-	-	8" x 8" BOND BEAM	4'-0"	2 # 3	RELIEF LINTEL
L-115	-	-	-	6" x 8" BOND BEAM	4'-8"	2 # 3	ABV. CAB. UNIT HTR.
L-116	-	-	-	10" x 8" BOND BEAM	2'-8"	2 # 3	ABV. DUCT - SEE DET.
L-117	-	-	-	6" x 8" BOND BEAM	2'-0"	2 # 3	ABV. DUCT - SEE DET.
L-118	-	-	-	6" x 8" BOND BEAM	2'-8"	2 # 3	ABV. RET. DUCT OR ACCESS PANEL
L-119	-	-	-	6" x 8" BOND BEAM	3'-4"	2 # 3	ABV. DUCT - SEE DET.
L-120	-	-	-	6" x 8" BOND BEAM	2'-8"	2 # 3	ABV. DUCT
L-121	-	-	-	6" x 8" BOND BEAM	2'-8"	2 # 3	ABV. DUCT - SEE DET.
L-122	-	-	-	6" x 8" BOND BEAM	3'-4"	2 # 3	ABV. DUCT
L-123	-	-	-	6" x 8" BOND BEAM	3'-4"	2 # 3	ABV. DUCT - SEE DET.
L-124	-	-	-	6" x 8" BOND BEAM	2'-8"	2 # 3	ABV. DUCT - SEE DET.
L-125	-	-	-	8" x 8" BOND BEAM	3'-4"	2 # 3	ABV. DUCT
L-126	-	-	-	8" x 8" BOND BEAM	5'-4"	2 # 4	ABV. DUCT
L-127	-	-	-	6" x 8" BOND BEAM	4'-0"	2 # 3	ABV. DUCT - SEE DET.
L-128	-	-	-	4" x 8" BOND BEAM	2'-0"	1 # 3	ABV. DUCT
L-129	-	-	-	4" x 8" BOND BEAM	2'-8"	1 # 3	ABV. DUCT
L-130	-	-	-	8" x 8" BOND BEAM	6'-8"	2 # 3	RELIEF LINTEL - FIRST FULL C.M.U. COURSE ABOVE DOOR HEAD

NOTE: DOOR NO. 106 - PROVIDE 24" x 30" LOUVER IN LOWER PART OF DOOR, 24" x 35" LOUVER IN UPPER PART OR DOOR, EACH 15" APART.

DETAIL - LINTELS NO. 101, 102, 103, 104, 105, 106, 107, 108, 109, 110, 111, 112, 113, 114, 115, 116, 117, 118, 119, 120, 121, 122, 123, 124

NOTE: PROVIDE STEEL ANGLE LINTELS WITH 4" BEARING EA. END OVER OPEN, WHERE THAN 12" IN MASONRY WALLS. PROVIDE DUCTS, ACCESS PANELS, ETC. AS REQUIRED. IF LINTEL IS NOT OTHERWISE INDICATED.

OPG. WIDTH WALL THICKNESS LINTEL SIZE

18" to 24"	4"	2" x 3" x 1/4"
24" to 30"	6"	2" x 3" x 1/4"
30" to 36"	8"	2 1/2" x 3" x 1/4"
36" to 42"	10"	2 1/2" x 3" x 1/4"
42" to 48"	12"	2 1/2" x 3" x 1/4"
48" to 54"	14"	2 1/2" x 3" x 1/4"
54" to 60"	16"	2 1/2" x 3" x 1/4"

KEY PLAN 1" = 100'

AREA = 8227 SQ. FT.
VOL. = 116,878 CU. FT.
1.000 C.M.U. QUANTITY TO GRADE TO BE DELIVERED UNDER NO. 155 & 156

REVISIONS

NO.	DATE	REVISIONS (CONTD.)
12/1/68		FOR WALLS, STAIRS, CHANGED TO 1 1/4" THICK

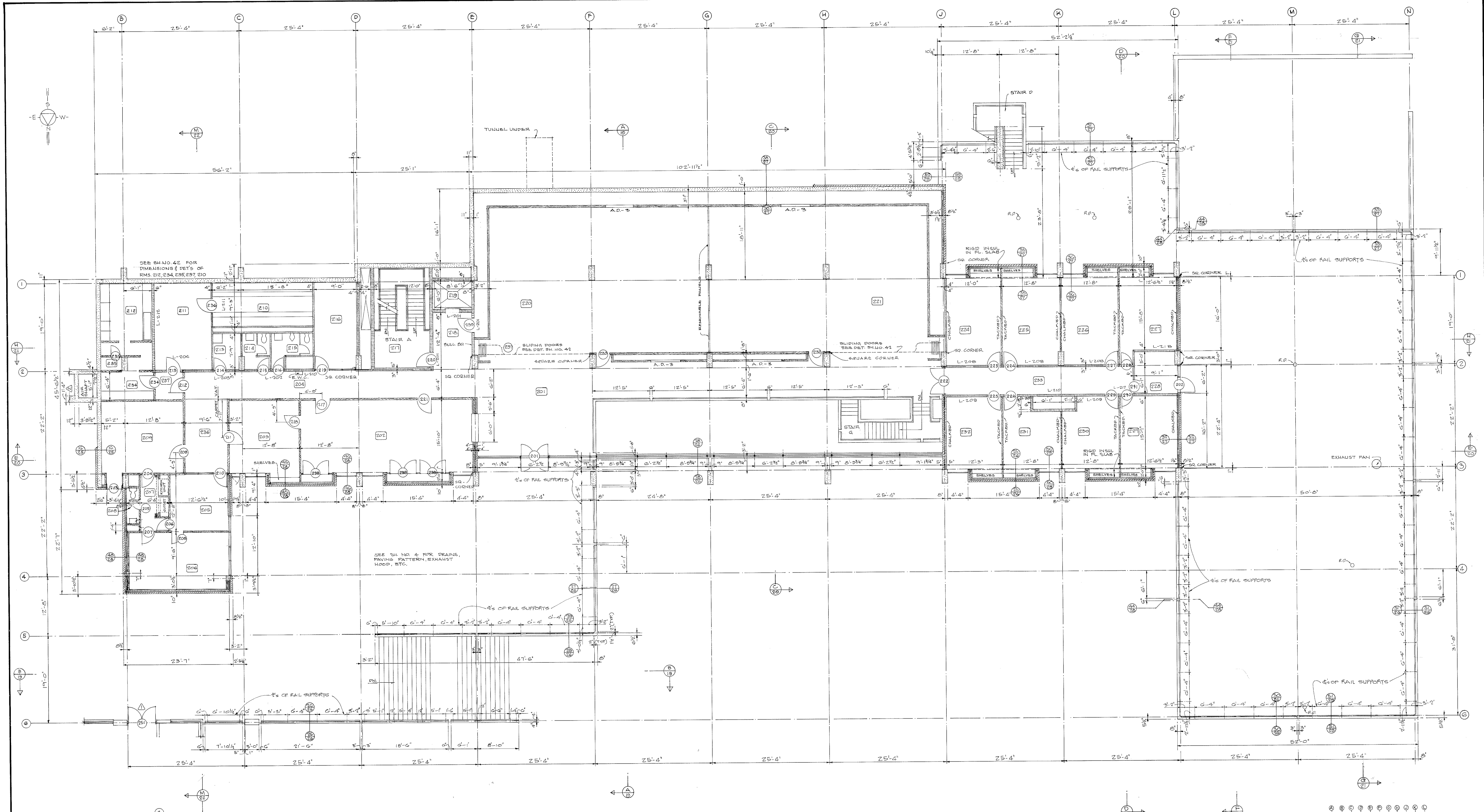
RAWLINGS & WILSON, ARCHITECTS
1000 NORTH THOMPSON STREET
RICHMOND, VIRGINIA 23220

PIETRO BELLUSCHI
KENNETH D. WAY
(OF SEABOARD RAILROAD SYSTEM)
ASSOCIATED ARCHITECTS FOR DESIGN
WATERLOO, MASSACHUSETTS

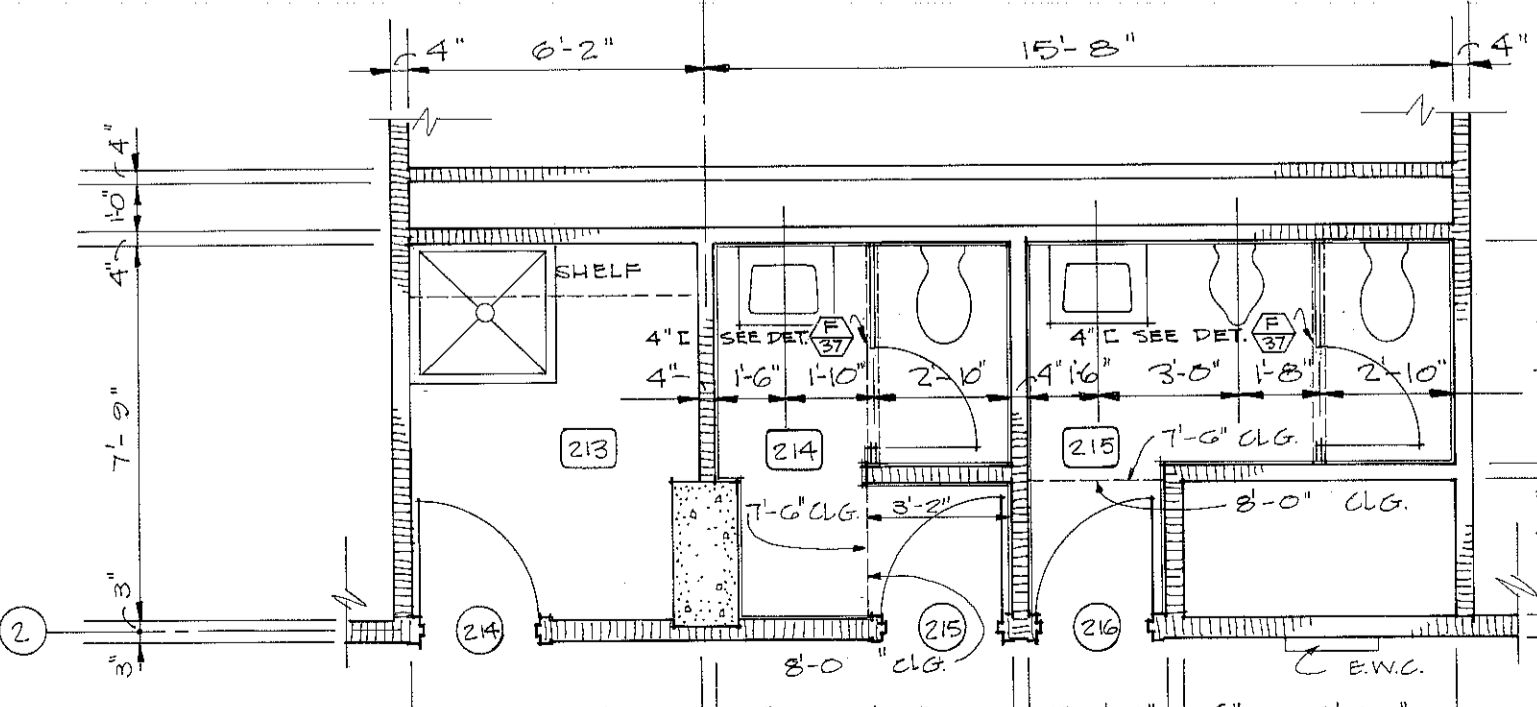
SCHOOL OF ARCHITECTURE AND LIBRARY BUILDING
THE RECTOR AND VISITORS OF THE UNIVERSITY OF VIRGINIA, OWNER
CHARLOTTESVILLE, VIRGINIA

PROJECT NO. VA-4-2581
FLOOR PLAN LEVEL 556 - UNIT "B" OF 9

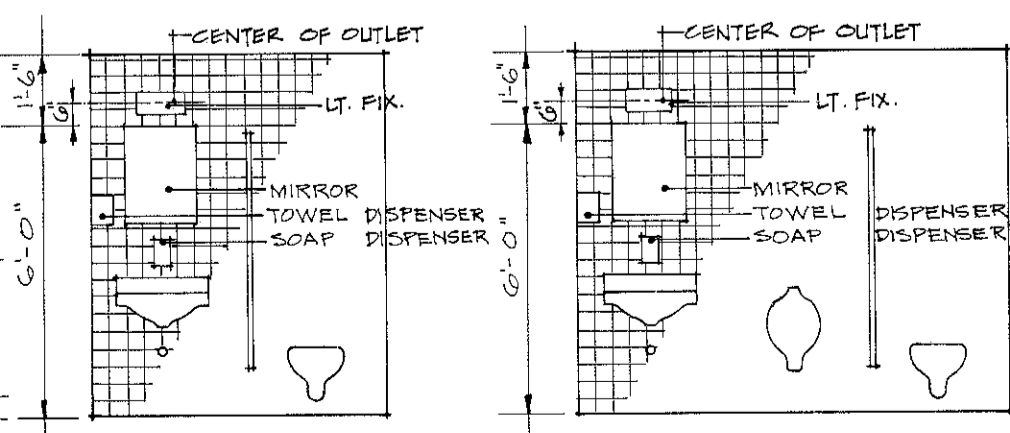
AS BILT DWG 1/15/70



FLOOR PLAN - LEVEL 508 - UNIT A
1/8" = 1'-0"

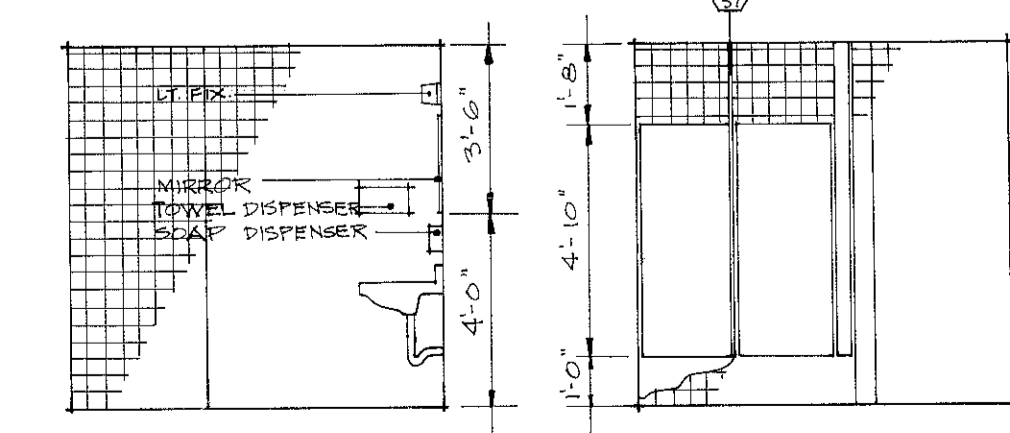


PLAN: ROOMS 213, 214, 215
1/4" = 1'-0"



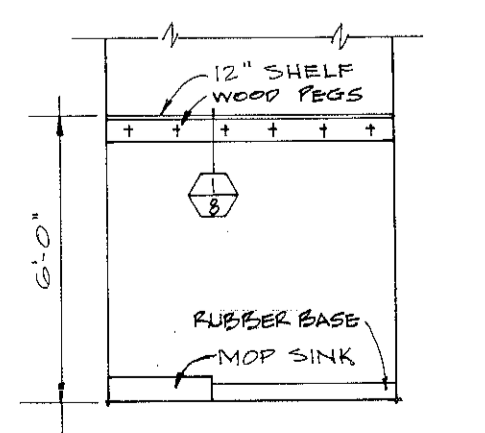
S. WALL RM. 214
14' x 1'-0"

S. WALL RM. 215
14' x 1'-0"

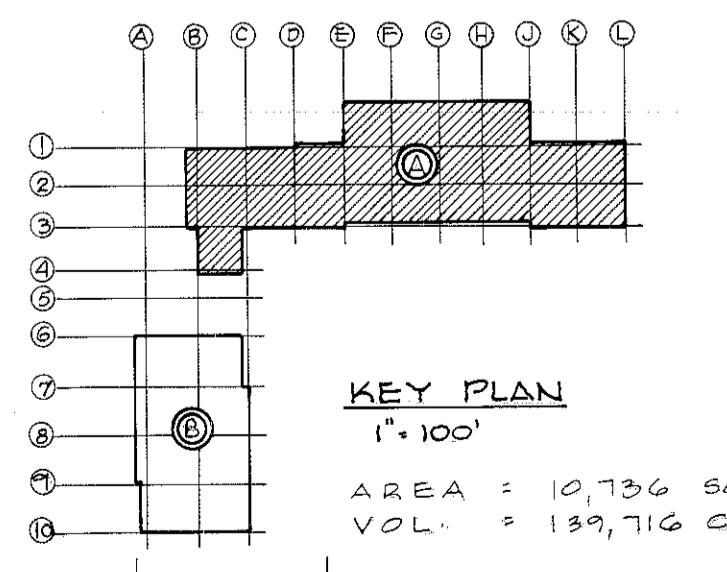


E. WALL RM. 214
14' x 1'-0"
E. WALL RM. 215 SIM. LESS COL.

W. WALL RM. 214
14' x 1'-0"
W. WALL RM. 215 SIM.



S. WALL RM. 213
14' x 1'-0"



KEY PLAN
1" = 100'
AREA: 10,736 SQ. FT.
VOL.: 139,716 CU. FT.

AS BILT DWG 1/15/70

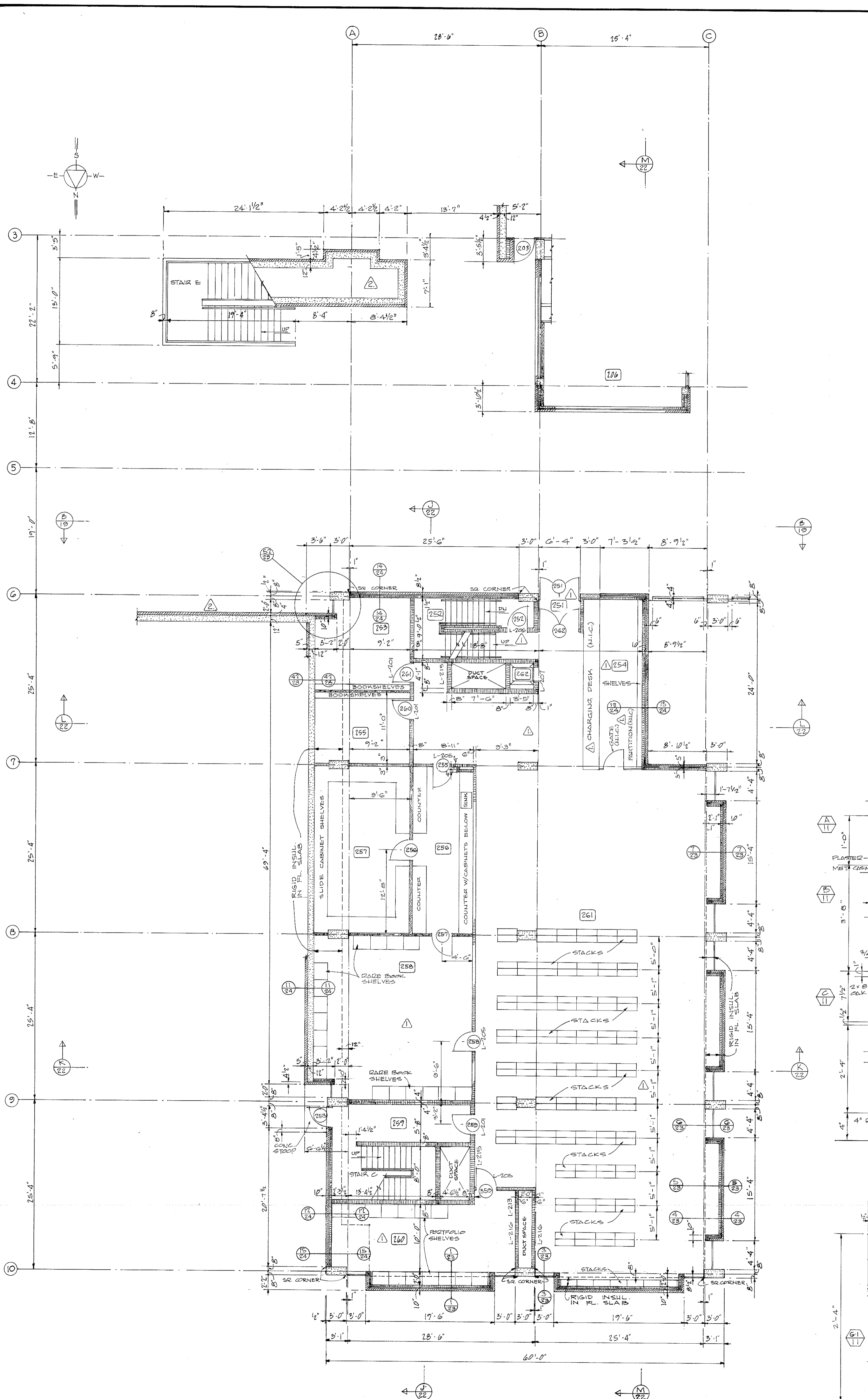
RAWLINGS & WILSON, ARCHITECTS
1000 NORTH THOMPSON STREET, RICHMOND, VIRGINIA 23220

PIETRO BELLUSCHI
KENNETH D. MAY
(OF SASAKI, DAWSON, D. MAY ASSOCIATES, INC.)
ASSOCIATED ARCHITECTS FOR DESIGN
WATERTOWN, MASSACHUSETTS

SCHOOL OF ARCHITECTURE AND LIBRARY BUILDING
THE DIRECTOR AND VISITORS OF THE UNIVERSITY OF VIRGINIA, OWNER
CHARLOTTESVILLE, VIRGINIA

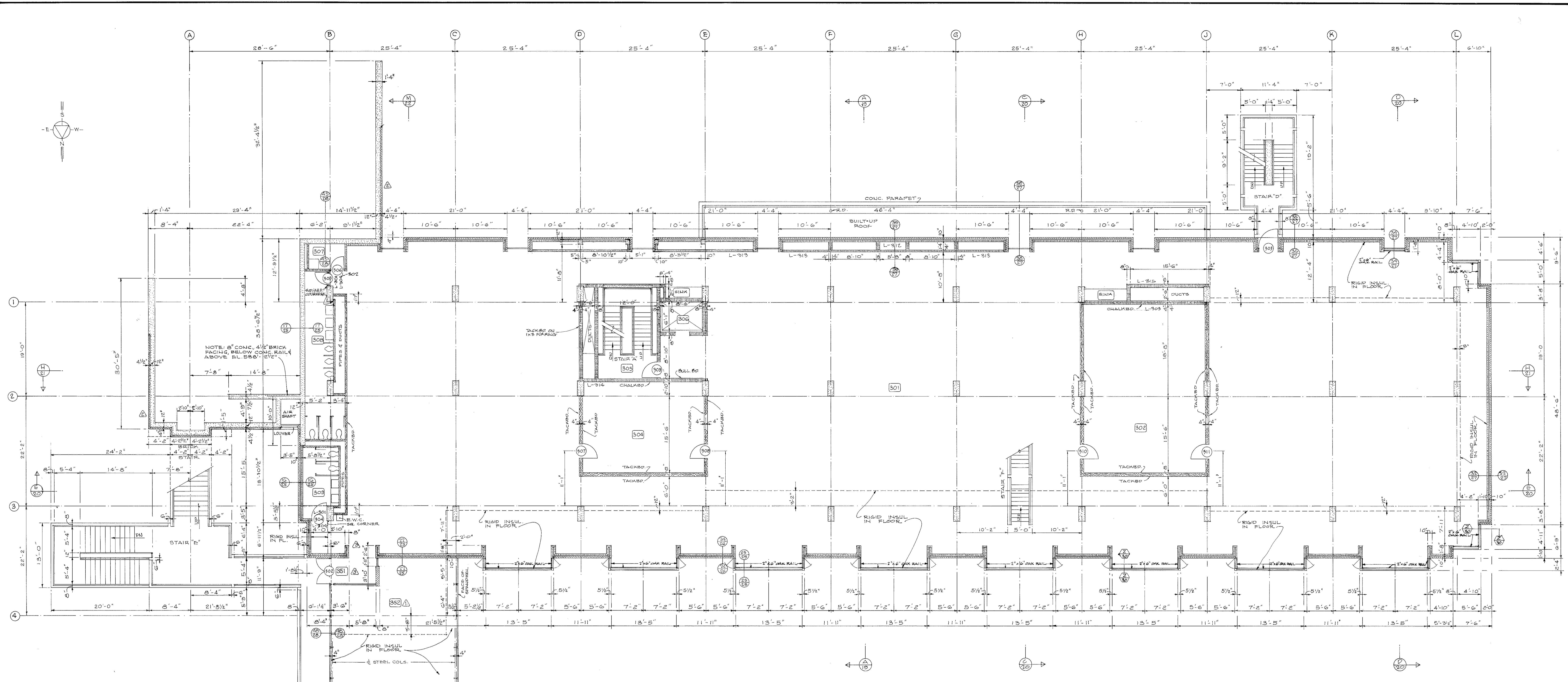
PROJECT NO. VA-4-2581
FLOOR PLAN
LEVEL 508 - UNIT A

COMM. NO. 524
DATE 10-20-69
REVISIONS 1 DSC:106A
SHEET NO. 10
OF 10


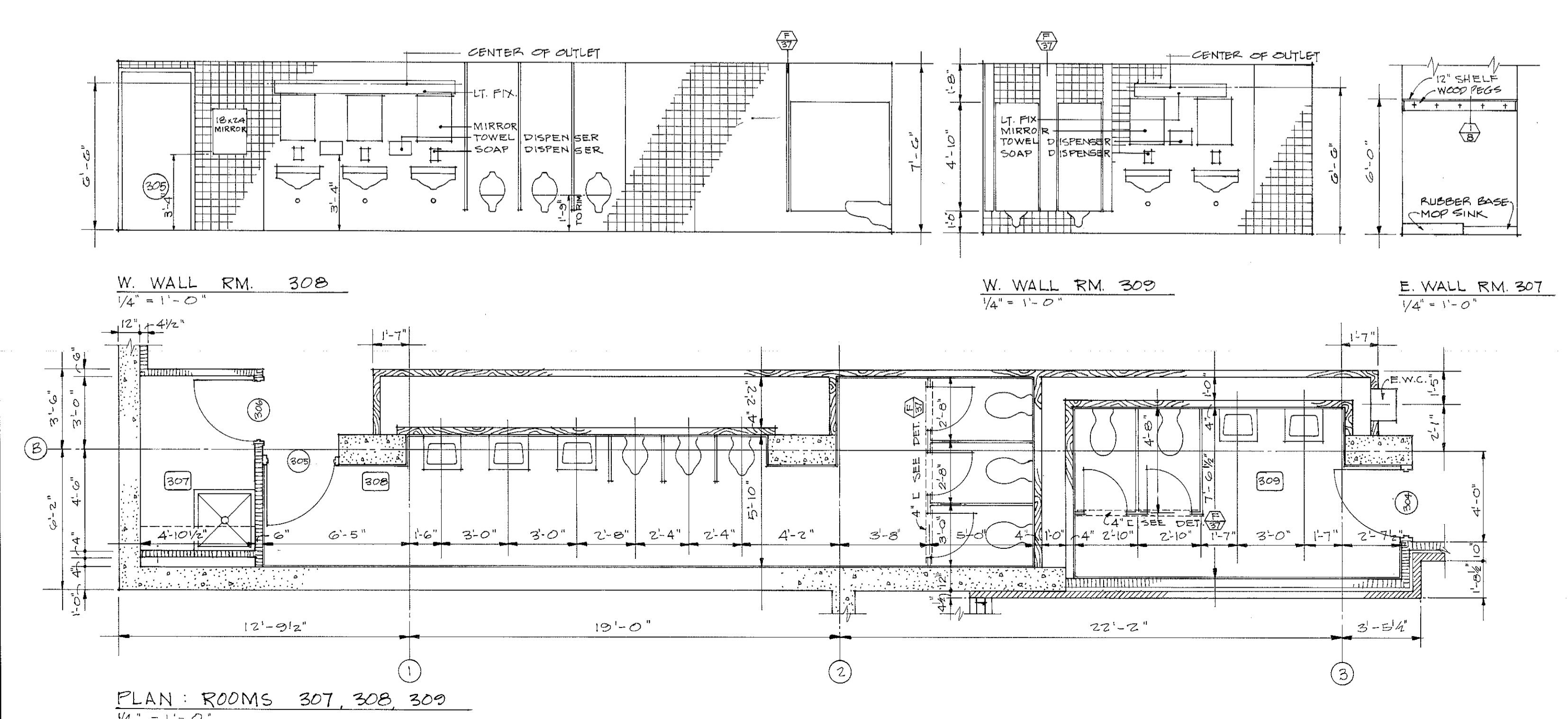


ROOM FINISH SCHEDULE LEVEL 56B									
NO.	SPACE	FLOOR	BASE	WAINSCOT	WALLS	CEILING	HT.	TYPE	REMARKS
201	LOBBY	V.A.T.	SEE DET'S	-	SEE ELEV'S	CONC.	10'-0"	EXPOSED	SEE ELEV'S SH NO. 41
202	SECRETARIES	V.A.T.	RUBBER	-	BRICK, G.M.U. & DRYWALL	CONC.	10'-0"	EXPOSED	SEE ELEV'S SH NO. 43
203	ASST. PEAN	CARPET	RUBBER	-	-	CONC.	10'-0"	EXPOSED	
204	CORRIDOR	V.A.T.	RUBBER	-	C.M.U. DRYWALL	ACT-2	8'-0"	SUSPENDED	
205	SECRETARY	CARPET	RUBBER	-	DRYWALL	CONC.	10'-0"	EXPOSED	SEE ELEV'S SH NO. 41
206	DEAN	CARPET	RUBBER	-	RICE PAPER ON DRYWALL	CONC.	10'-0"	EXPOSED	SEE DET'S SH NO. 41
207	HALL	V.A.T.	RUBBER	-	VINYL COVERING ON DRYWALL	PLASTER	8'-0"	SUSPENDED	SEE ELEV'S SH NO. 41
208	TOILET	C.T.	-	C.T. 4'-0"	PLASTER	PLASTER	8'-0"	SUSPENDED	
209	CONFERENCE RM.	CARPET	RUBBER	-	CONC. G.M.U. & DRYWALL	CONC.	10'-0"	EXPOSED	
210	STORAGE	CONC.	-	-	-	CONC.	10'-0"	EXPOSED	SHELF DET'S SH NO. 43
211	REPRODUCTION	V.A.T.	RUBBER	-	CONC. G.M.U.	CONC.	10'-0"	EXPOSED	
212	DARKROOM	V.A.T.	RUBBER	-	CONC. G.M.U. & DRYWALL	CONC.	10'-0"	EXPOSED	SEE DET'S SH NO. 43
213	JANITOR	CONC.	RUBBER	-	-	CONC.	10'-0"	EXPOSED	
214	WOMEN	C.T.	-	-	C.T.	PLAS.	8'-0"	SUSPENDED	SEE ELEV'S SH NO. 10
215	MEN	C.T.	-	-	C.T.	PLAS.	8'-0"	SUSPENDED	SEE ELEV'S SH NO. 10
216	FACULTY SEC.	V.A.T.	RUBBER	-	G.M.U., CONC. & GLASS	ACT-1	8'-0"	SUSPENDED	SEE ELEV'S SH NO. 42
217	STAIR "A"	CONC.	-	-	C.M.U.	CONC.	10'-0"	EXPOSED	SEE ELEV'S SH NO. 33
218	ELEVATOR LOBBY	V.A.T.	RUBBER	-	C.M.U.	ACT-2	8'-0"	SUSPENDED	SEE ELEV'S SH NO. 32
219	ELEVATOR SHAFT	-	-	-	-	-	-	-	SEE DET'S SH NO. 32
220	EXHIBITION	V.A.T.	RUBBER	-	TACK BD.	CONC.	10'-0"	EXPOSED	SEE ELEV'S SH NO. 42
221	EXHIBITION	V.A.T.	RUBBER	-	TACK BD.	CONC.	10'-0"	EXPOSED	SEE ELEV'S SH NO. 42
224	FACULTY OFFICE	V.A.T.	RUBBER	-	C.M.U. TACK BD. & DRYWALL	CONC.	10'-0"	EXPOSED	SEE ELEV'S SH NO. 42
225	FACULTY OFFICE	V.A.T.	RUBBER	-	C.M.U. TACK BD. & DRYWALL	CONC.	10'-0"	EXPOSED	SEE ELEV'S SH NO. 42
226	FACULTY OFFICE	V.A.T.	RUBBER	-	C.M.U. TACK BD. & DRYWALL	CONC.	10'-0"	EXPOSED	SEE ELEV'S SH NO. 42
227	FACULTY OFFICE	V.A.T.	RUBBER	-	C.M.U. TACK BD. & DRYWALL	CONC.	10'-0"	EXPOSED	SEE ELEV'S SH NO. 42
228	VESTIBULE	V.A.T.	RUBBER	-	C.M.U.	CONC.	10'-0"	EXPOSED	SEE ELEV'S SH NO. 42
229	FACULTY OFFICE	V.A.T.	RUBBER	-	C.M.U. TACK BD. & DRYWALL	CONC.	10'-0"	EXPOSED	SEE ELEV'S SH NO. 42
230	FACULTY OFFICE	V.A.T.	RUBBER	-	C.M.U. TACK BD. & DRYWALL	CONC.	10'-0"	EXPOSED	SEE ELEV'S SH NO. 42
231	FACULTY OFFICE	V.A.T.	RUBBER	-	C.M.U. TACK BD. & DRYWALL	CONC.	10'-0"	EXPOSED	SEE ELEV'S SH NO. 42
232	FACULTY OFFICE	V.A.T.	RUBBER	-	C.M.U. TACK BD.	CONC.	10'-0"	EXPOSED	SEE ELEV'S SH NO. 42
233	CORRIDOR	V.A.T.	RUBBER	-	C.M.U.	ACT-2	7'-0"	SUSPENDED	
234	FILM DRYING	V.A.T.	RUBBER	-	CONC. DRYWALL	CONC.	10'-0"	EXPOSED	SEE DET'S SH NO. 43
235	FILM LOADING	V.A.T.	RUBBER	-	CONC. DRYWALL	CONC.	10'-0"	EXPOSED	SEE DET'S SH NO. 43
236	WAITING ROOM	CARPET	RUBBER	-	CONC.	CONC.	10'-0"	EXPOSED	SEE DET'S SH NO. 41
251	FOYER	V.A.T.	RUBBER	-	C.M.U., GLASS	PLAS.	8'-0"	SUSPENDED	SEE DET'S SH NO. 43
252	STAIR "B"	CONC.	-	-	C.M.U.	CONC.	10'-0"	EXPOSED	SEE DET'S SH NO. 33
253	LIBRARIAN	V.A.T.	RUBBER	-	C.M.U., CONC. & DRYWALL	CONC.	10'-0"	EXPOSED	SEE DET'S SH NO. 43
254	CONTROL	V.A.T.	RUBBER	-	C.M.U.	PLAS.	8'-0"	SUSPENDED	SEE DET'S SH NO. 43
255	ASST. LIBRARIAN	V.A.T.	RUBBER	-	C.M.U., CONC. & DRYWALL	CONC.	10'-0"	EXPOSED	SEE DET'S SH NO. 43
256	WORK AREA	V.A.T.	RUBBER	-	C.M.U. DRYWALL	ACT-1	8'-0"	SUSPENDED	SEE DET'S SH NO. 43
257	SLIPES	V.A.T.	RUBBER	-	C.M.U., CONC. & DRYWALL	CONC.	10'-0"	EXPOSED	SEE DET'S SH NO. 43
258	GRADE BOOKS	V.A.T.	RUBBER	-	C.M.U., CONC. & DRYWALL	CONC.	10'-0"	EXPOSED	SEE DET'S SH NO. 43
259	STAIR "C"	CONC.	-	-	C.M.U.	CONC.	10'-0"	EXPOSED	SEE ELEV'S SH NO. 34
260	POSTFILES	V.A.T.	RUBBER	-	C.M.U.	CONC.	10'-0"	EXPOSED	SEE ELEV'S SH NO. 43
261	STACKS & READING	V.A.T.	RUBBER	-	C.M.U.	CONC.	10'-0"	EXPOSED	SEE ELEV'S SH NO. 43
262	BOOK LIFT SHAFT	-	-	-	C.M.U.	-	-	-	SEE DET'S SH NO. 32
263									
264									


DOOR SCHEDULE LEVEL 56B															
NO.	WIDTH	HT.	THICK	MAT'L	ELEV/LOUVER	FRAME	TYPE	TRANSOM	THRESHOLD	REMARKS					
201	6'-0"	7'-0"	-	S.S. FGL.	H	-	S.S.	D	S.S. FGL.	SEE DET.	ALUM.	D	-	PAIR, DOUBLE ACTING	
202	3'-0"	7'-0"	-	S.S. FGL.	R	-	S.S.	D	S.S. FGL.	SEE DET.	ALUM.	D	-	FIXED DOUBLELIGHT PROVIDE THRESHOLD UNDER SILENT	
203	3'-0"	7'-0"	1 3/4"	-	-	WD-SC.	O	-	H.M.	R	H.M. FGL.	SEE DET.	ALUM.	D	-
204	2'-6"	8'-0"	1 3/4"	-	-	WD-SC.	D	-	H.M.	K	-	-	-	-	-
205	2'-0"	8'-0"	1 3/4"	-	-	WD-SC.	D	14'-9"	H.M.	S	-	-	-	-	-
206	2'-6"	8'-0"	1 3/4"	-	-	WD-SC.	D	-	H.M.	S	-	-	-	-	-
207	2'-6"	8'-0"	1 3/4"	-	-	WD-SC.	E	-	H.M.	K	WD-SC.	1'-9 3/4"	-	-	-
208	2'-6"	8'-0"	1 3/4"	-	-	WD-SC.	E	-	H.M.	K	WD-SC.	1'-9 3/4"	-	-	-
209	3'-0"	8'-0"	1 3/4"	-	-	WD-SC.	L	-	H.M.	K	WD-SC.	1'-10 3/4"	-	-	-
210	2'-6"	8'-0"	1 3/4"	-	-	WD-SC.	L	-	H.M.	K	WD-SC.	1'-10 3/4"	-	-	-
211	3'-0"	8'-0"	1 3/4"	-	-	WD-SC.	L	-	H.M.	K	WD-SC.	1'-10 3/4"	-	-	-
212	3'-0"	8'-0"	1 3/4"	-	-	WD-SC.	D	-	H.M.	K	-	-	-	-	-
213	3'-0"	7'-0"	1 3/4"	-	-	WD-SC.	D	-	H.M.	F	-	-	-	-	-
214	2'-6"	8'-0"	1 3/4"	-	-	WD-SC.	D	14'-9"	H.M.	F	-	-	ALUM.	C	-
215	2'-6"	8'-0"	1 3/4"	-	-	WD-SC.	D	14'-9"	H.M.	F	-	-	ALUM.	C	-
216	2'-6"	8'-0"	1 3/4"	-	-	WD-SC.	D	14'-9"	H.M.	F	-	-	ALUM.	C	-
217	3'-0"	8'-0"	1 3/4"	-	-	WD-SC.	E	-	H.M.	K	WD-SC.	1'-9 3/4"	-	-	-
218	3'-0"	8'-0"	1 3/4"	-	-	WD-SC.	L	-	H.M.	K	WD-SC.	1'-10 3/4"	-	-	-
219	2'-0"	8'-0"	1 3/4"	-	-	WD-SC.	D	-	H.M.	F	-	-	-	-	-
220	3'-0"	8'-0"	1 3/4"	-	-	WD-SC.	O	-	H.M.	B	-	-	-	-	-
221	3'-0"	8'-0"	1 3/4"	-	-	WD-SC.	E	-	H.M.	K	WD-SC.	1'-9 3/4"	-	-	-
222	5'-6"	7'-0"	1 3/4"	-	-	WD-SC.	M	-	H.M.	L	OAK STEPS	-	-	-	-
223	3'-0"	7'-0"	1 3/4"	-	-	WD-SC.	E	24x17 1/2"	H.M.	G	WD-SC.	1'-11 3/4"	-	-	-
224	3'-0"	7'-0"	1 3/4"	-	-	WD-SC.	E	24x17 1/2"	H.M.	G	WD-SC.	1'-11 3/4"	-	-	-
225	3'-0"	7'-0"	1 3/4"	-	-	WD-SC.	D	24x12 3/4"	H.M.	F	-	-	-	-	-
226	3'-0"	7'-0"	1 3/4"	-	-	WD-SC.	D	24x12 3/4"	H.M.	F	-	-	-	-	-
227	3'-0"	7'-0"	1 3/4"	-	-	WD-SC.	E	24x17 1/2"	H.M.	G	WD-SC.	1'-11 3/4"	-	-	-
228	2'-6"	7'-0"	1 3/4"	-	-	WD-SC.	D	24x12 3/4"	H.M.	F	-	-	-	-	-
229	3'-0"	7'-0"	1 3/4"	-	-	WD-SC.	D	24x12 3/4"	H.M.	F	-	-	-	-	-
230	2'-6"	7'-0"	1 3/4"	-	-	WD-SC.	S	20x12 3/4"	H.M.	F	-	-	-	-	-
231	2'-6"	7'-0"	1 3/4"	-	-	WD-SC.	S	20x12 3/4"	H.M.	F	-	-	-	-	-
232	3'-0"	8'-0"	1 3/4"	-	-	WD-SC.	L	-	H.M.	K	WD-SC.	1'-10 3/4"	-	-	-
233	3'-0"	8'-0"	1 3/4"	-	-	WD-SC.	L	-	H.M.	K	WD-SC.	1'-10 3/4"	-	-	-
234	3'-0"	7'-0"	1 3/4"	-	-	WD-SC.	D	-	H.M.	K	-	-	-	-	-
235	2'-0"	7'-0"	1 3/4"	-	-	WD-SC.	D	-	H.M.	F	-	-	-	-	-
236	8'-0"	7'-0"	1 3/4"	-	-	WD-SC.	D	-	H.M.	F	-	-	-	-	-
251	6'-0"	7'-0"	-	S.S. FGL.	H	-	S.S.	D	S.S. FGL.	SEE DET.	ALUM.	D	-	-	PAID OBLSCURE GLTRANSOM
252	3'-0"	7'-0"	1 3/4"	-	-	WD-SC.	D	-	H.M.	B	-	-	-	-	-
253	3'-0"	7'-0"	1 3/4"	-	-	H.M.	O	-	H.M.	P	H.M. FGL.	-	ALUM.	B	-
254				-	-	-	-	-	-	-	-	-	-	-	-
255	3'-0"	8'-0"	1 3/4"	-	-	WD-SC.	D	-	H.M.	F	-	-	-	-	-
256	3'-0"	8'-0"	1 3/4"	-	-	WD-SC.	D	-	H.M.	K	-	-	-	-	-
257	3'-0"	8'-0"	1 3/4"	-	-	WD-SC.	D	-	H.M.	K	-	-	-	-	-
258	3'-0"	8'-0"	1 3/4"	-	-	WD-SC.	D	-	H.M.	F	-	-	-	-	-
259	3'-0"	8'-0"	1 3/4"	-	-	WD-SC.	D	-	H.M.	B	-	-	-	-	-
260	3'-0"	8'-0"	1 3/4"	-	-	WD-SC.	D	-	H.M.	B	-	-	-	-	-
261	3'-0"	8'-0"	1 3/4"	-	-	WD-SC.	D	-	H.M.	B	-	-	-	-	-
262	6'-0"	7'-0"	1 3/4"	-	-	WD-SC.	I	-	H.M.	F	-	-	-	-	-
263				-	-	-	-	-	-	-	-	-	-	-	-
264				-	-	-	-	-	-	-	-	-	-	-	-
265				-	-	-	-	-	-	-	-	-	-	-	-
266				-	-	-	-	-	-	-	-	-	-	-	-
267				-	-	-	-	-	-	-	-	-	-	-	-
268				-	-	-	-	-	-	-	-	-	-	-	-
269				-	-	-	-	-	-	-	-	-	-	-	-
270				-	-	-	-	-	-	-	-	-	-	-	-
271				-	-	-	-	-	-	-	-	-	-	-	-
272				-	-	-	-	-	-	-	-	-	-	-	-
273				-	-	-	-	-	-	-	-	-	-	-	-
274				-	-	-	-	-	-	-	-	-	-	-	-
275				-	-	-	-	-	-	-	-	-	-	-	-
276				-	-	-	-	-	-	-	-	-	-	-	-
277				-	-	-	-	-	-	-	-	-	-	-	-
278				-	-	-	-	-	-	-	-	-	-	-	-
279				-	-	-	-	-	-	-	-	-	-	-	-
280				-	-	-	-	-	-	-	-	-	-	-	-
281				-	-	-	-	-	-	-	-	-	-	-	-
282				-	-	-	-	-	-	-	-	-	-	-	-
283				-	-	-	-	-	-	-	-	-	-	-	-
284				-	-	-	-	-	-	-	-	-	-	-	-
285				-	-	-	-	-	-	-	-	-	-	-	-
286				-	-	-	-	-	-	-	-	-	-	-	-
287				-	-	-	-	-	-	-	-	-	-	-	-
288				-	-	-	-	-	-	-	-	-	-	-	-
289				-	-	-	-	-	-	-	-	-	-	-	-
290				-	-	-	-	-	-	-	-	-	-	-	-
291				-	-	-	-	-	-	-	-	-	-	-	-
292				-	-	-	-	-	-	-	-	-	-	-	-
293															



FLOOR PLAN - LEVEL 580 - UNIT "A"
1/8" = 1'-0"



AS BILT DWG 1/15/70



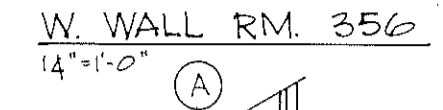
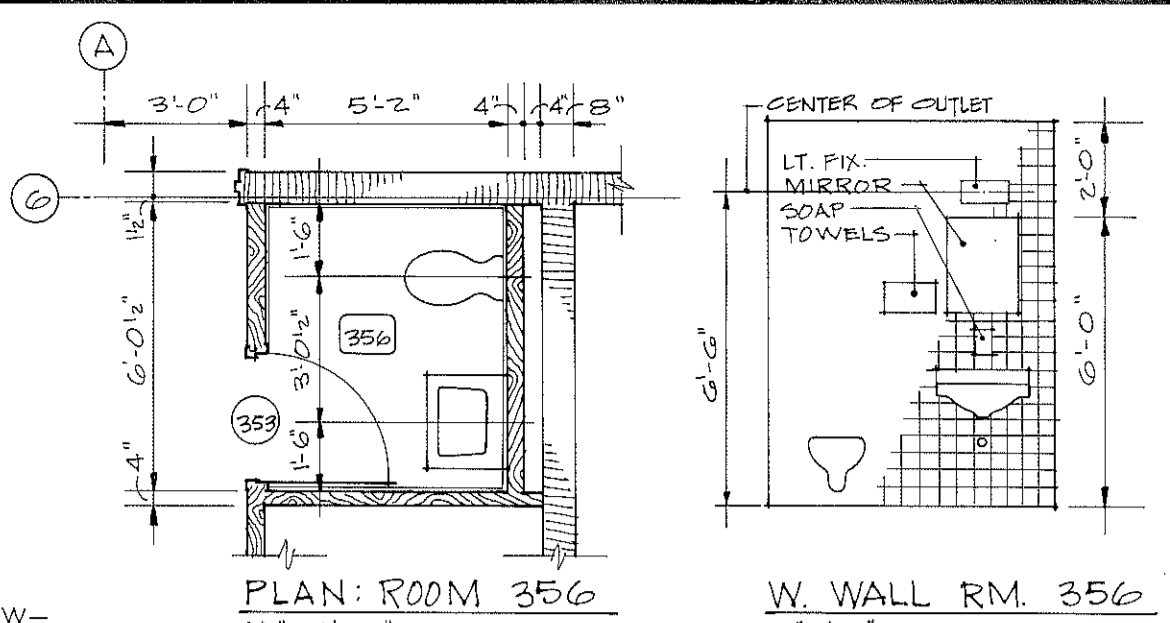
RAWLINGS & WILSON, ARCHITECTS
1000 NORTH THOMPSON STREET RICHMOND, VIRGINIA 23220
PIETRO BELLUSCHI
KENNETH D. MAY
TOP SEAK DIVISION, DUNN ASSOCIATES, INC.
ASSOCIATED ARCHITECTS FOR DESIGN
WATERTOWN, MASSACHUSETTS

NO.	DATE	REVISIONS
1	12/13/68	RM 351 DECREASED FURTHER. DOOR & FRAME 351 DELETED. GLASS PARTITION AT RM 351 CHANGED TO BRICK & GLASS. SEE DET'D IN NO. 13. DETAILS OF DOOR 351 & GLASS PARTITION DELETED.
2	12/11/68	RM 351 DECREASED. RM 352 ENLARGED. GLASS PARTITION ADDED BETWEEN RMs 351 & 352. BRICK FACING ADDED TO RETAINING WALLS-STAIR E & SE CORNER.
3	12/11/68	

SCHOOL OF ARCHITECTURE AND LIBRARY BUILDING
THE RECTOR AND VISITORS OF THE UNIVERSITY OF VIRGINIA, OWNER
CHARLOTTESVILLE VIRGINIA

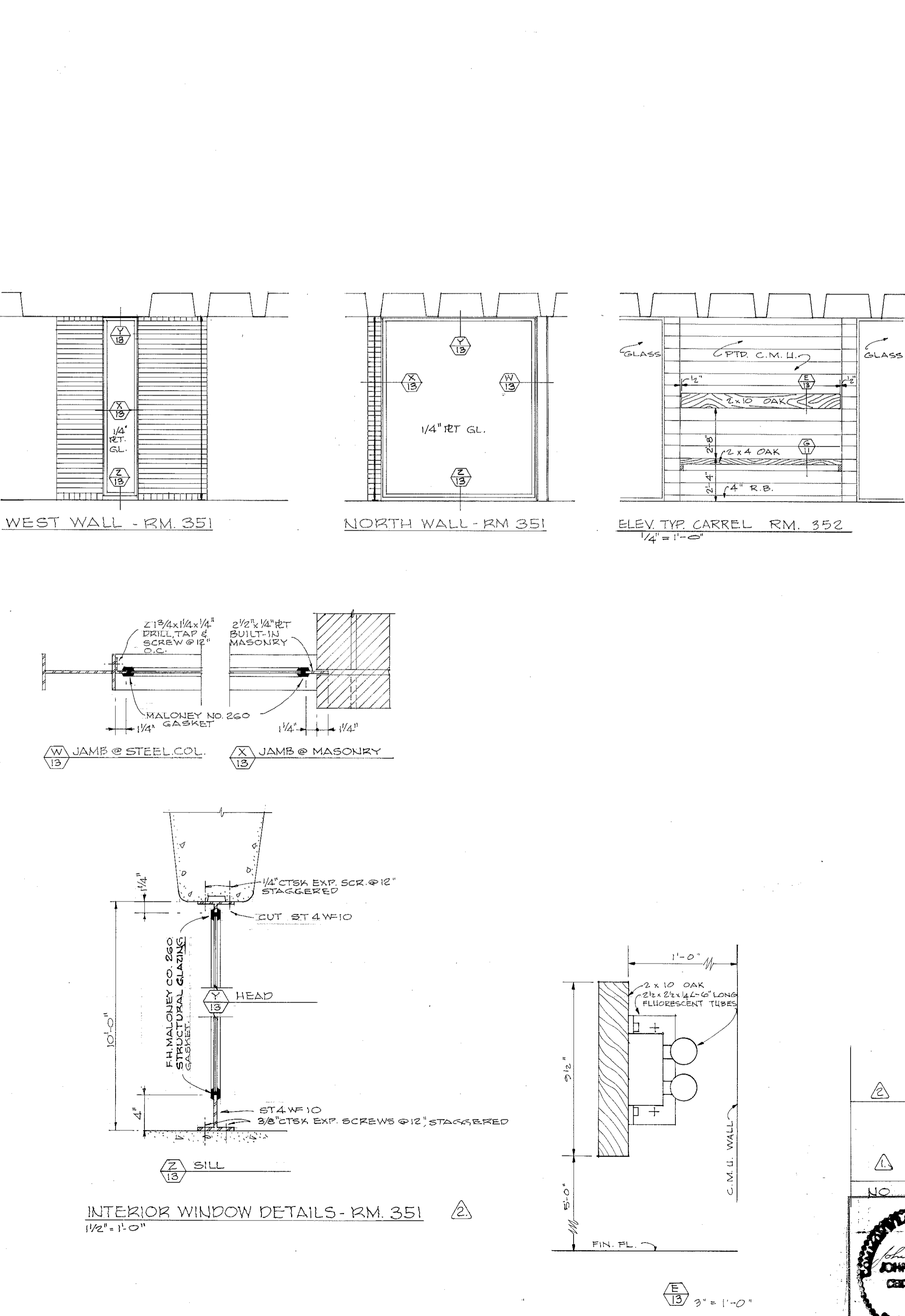
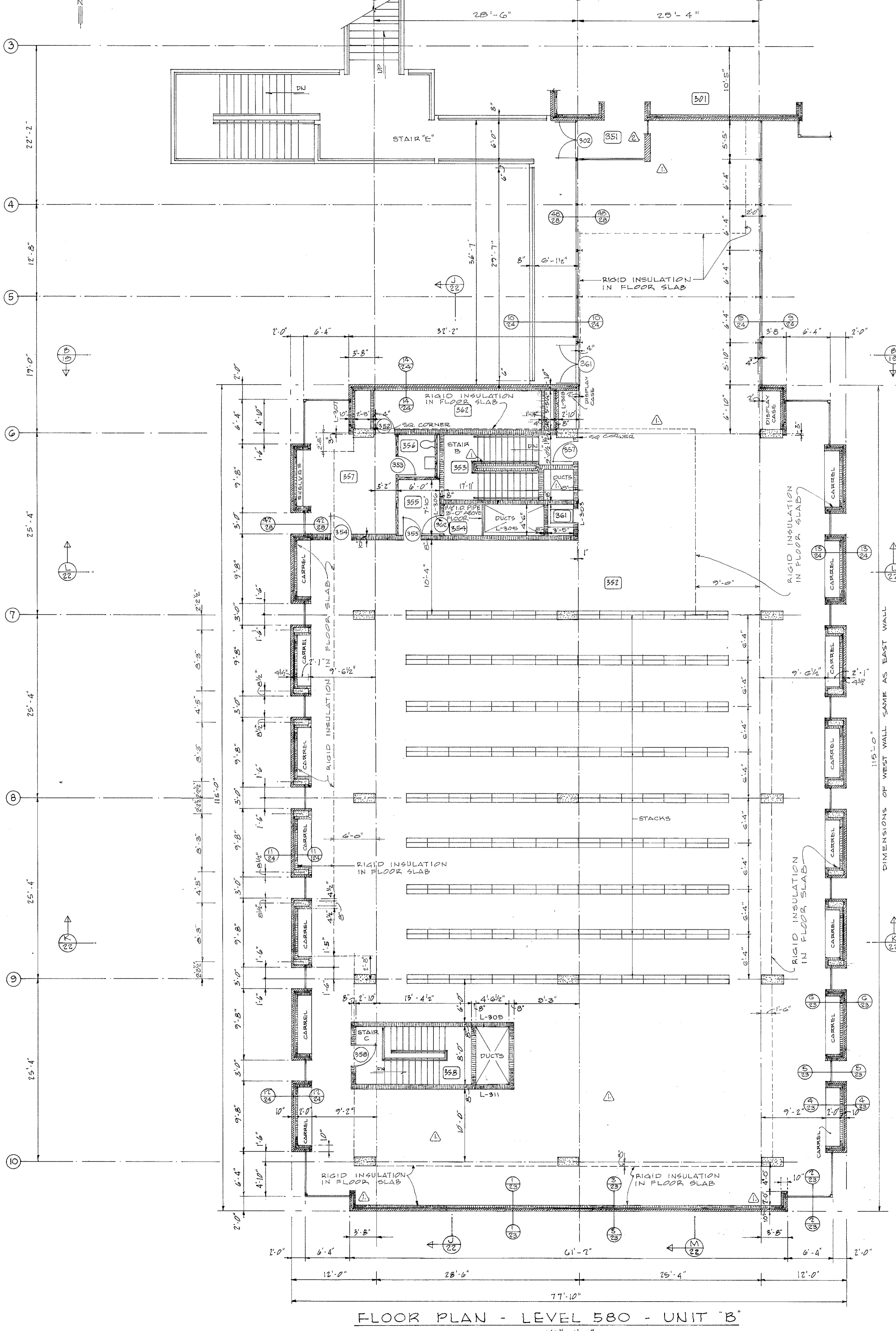
PROJECT NO. VA-4-2581
FLOOR PLAN
LEVEL 580 - UNIT "A"

COMM. NO. 584
DATE
REVISIONS
12/13/68
12/11/68
12/11/68
SHEET NO. 12



ROOM FINISH SCHEDULE LEVEL 580										
NO.	SPACE USE	FLOOR		WAINSLOT		WALLS		CEILING		REMARKS
		MAT'L	WT	MAT'L	WT	MAT'L	WT	MAT'L	WT	
301	PRAFTING	CONC.	RUBBER	4"	-	2 MIL TAG BR	CONC.	10'-0"	EXPOSED	SEE ELEV. SH NO 42
302	SEMINAR	V.A.T.	RUBBER	4"	-	2 MIL TAG BR	CONC.	10'-0"	EXPOSED	SEE ELEV. SH NO 42
304	SEMINAR	V.A.T.	RUBBER	4"	-	2 MIL TAG BR	CONC.	10'-0"	EXPOSED	SEE ELEV. SH NO 42
305	STAIR "A"	CONC.	-	-	-	C.M.U.	CONC.	10'-0"	EXPOSED	SEE DET'S SH NO 33
306	ELEVATOR SHAFT	-	-	-	-	C.M.U.	-	-	-	SEE DET'S SH NO 32
307	JANITOR	CONC.	RUBBER	4"	-	6'-0" C.M.U., CONC.	CONC.	10'-0"	EXPOSED	SEE DET'S SH NO 12
308	MEN	C.T.	-	-	-	C.T.	PLAS.	7'-6"	SUSPENDED	SEE DET'S SH NO 12
309	WOMEN	C.T.	-	-	-	C.T.	PLAS.	7'-6"	SUSPENDED	SEE DET'S SH NO 12
351	PASSAGE	VAT	RUBBER	4"	-	BRICK, GLASS	CONC.	10'-0"	EXPOSED	SEE DET'S SH NO
352	STACK AREA	V.A.T.	RUBBER	4"	-	C.M.U.	CONC. ACT-1 & PLAS.	VARIES	EXPOSED	SEE DET'S SH NO 13
353	STAIR "B"	CONC.	-	-	-	C.M.U.	PLAS.	8'-0"	SUSPENDED	SEE DET'S SH NO 33
354	DUCT SHAFT	CONC.	-	-	-	C.M.U.	CONC.	10'-0"	EXPOSED	
355	COPY	V.A.T.	RUBBER	4"	-	DRYWALL, C.M.U.	PLAS.	8'-0"	SUSPENDED	
356	TOILET	C.T.	-	-	-	4'-0" DRYWALL	PLAS.	8'-0"	SUSPENDED	SEE ELEV. SH NO 13
357	LIBRARIAN	CARPET	RUBBER	4"	-	C.M.U., DRYWALL	CONC.	10'-0"	EXPOSED	SEE ELEV. SH NO 13
358	STAIR "Z"	CONC.	-	-	-	C.M.U.	PLAS.	8'-0"	SUSPENDED	SEE DET'S SH NO 34
359	(DELETED)	-	-	-	-	-	-	-	-	
360	(DELETED)	-	-	-	-	-	-	-	-	
361	BOOK LIFT SHAFT	-	-	-	-	C.M.U.	-	-	-	SEE DET'S SH NO 32
362	STORAGE	CONC.	-	-	-	C.M.U.	CONC.	10'-0"	EXPOSED	

DOOR SCHEDULE LEVEL 580													
NO.	WIDTH	HT.	THICK	DOOR		FRAME		TRANSOM		THRESHOLD		LABEL	REMARKS
				MAT'L	ELEV/LOWER	MAT'L	TYPE	MAT'L	HT.	MAT'L	TYPE		
301	5'-0"	7'-0"	-	WD-66	Y-1	H.M.	P	H.M.	EGL.	-	-	-	TRANSOM SIMILAR TO DOOR # 302
302	5'-0"	7'-0"	-	SS.EGL.	H	SS.	D	SS.EGL.	-	ALUM.	B	-	PAIR
303	3'-11"	7'-0"	-	SS.EGL.	U	SS.	D	SS.EGL.	-	ALUM.	B	-	
304	3'-0"	7'-0"	1 3/4"	WD-66	D	24x12H	H.M.	N	-	ALUM.	C	-	4" STAIR WALL ABOVE HEAD OF FRAME FLUSH WITH C.T.
305	3'-0"	7'-0"	1 3/4"	WD-66	D	24x30"	H.M.	N	-	ALUM.	C	-	4" STAIR WALL ABOVE HEAD OF FRAME FLUSH WITH C.T.
306	2'-8"	7'-0"	1 3/4"	WD-66	D	20x12H	H.M.	P	-	ALUM.	C	-	SET FRAME FLUSH WITH C.T.
307	3'-0"	8'-0"	1 3/4"	WD-66	L	-	H.M.	T	WD-66	1'-10 3/8"	-	-	
308	3'-0"	8'-0"	1 3/4"	WD-66	L	-	H.M.	T	WD-66	1'-10 3/8"	-	-	
309	3'-0"	8'-0"	1 3/4"	WD-66	L	-	H.M.	T	WD-66	1'-10 3/8"	-	-	B
310	3'-0"	8'-0"	1 3/4"	WD-66	L	-	H.M.	T	WD-66	1'-10 3/8"	-	-	B
311	3'-0"	8'-0"	1 3/4"	WD-66	L	-	H.M.	T	WD-66	1'-10 3/8"	-	-	B
351	(DELETED)												
352	2'-8"	8'-0"	1 3/4"	WD-66	L	-	H.M.	J-1	WD-66	1'-10 3/8"	-	-	
353	2'-8"	8'-0"	1 3/4"	WD-66	L	UNDERCUT DOOR 1"	H.M.	K	WD-66	1'-10 3/8"	-	-	
354	3'-0"	8'-0"	1 3/4"	WD-66	L	-	H.M.	M	WD-66	1'-10 3/8"	-	-	
355	3'-0"	8'-0"	1 3/4"	WD-66	L	-	H.M.	J-1	WD-66	1'-10 3/8"	-	-	UNDERCUT DOOR 1"
357	3'-0"	8'-0"	1 3/4"	WD-66	L	-	H.M.	J-1	WD-66	1'-10 3/8"	-	-	B
358	3'-0"	8'-0"	1 3/4"	WD-66	L	-	H.M.	J-1	WD-66	1'-10 3/8"	-	-	B
359	3'-0"	8'-0"	1 3/4"	WD-66	L	-	H.M.	J-1	WD-66	1'-10 3/8"	-	-	SEE LEVEL 580 FOR LOCATION
360	(DELETED)												
361	6'-6"	7'-0"	-	SS.EGL.	H	-	SS.	D	SS.EGL.	-	ALUM.	B	-
362	2'-6"	7'-0"	1 3/4"	WD-66	D	-	H.M.	B	-	-	-	-	



LEVEL 580 - LINTEL SCHEDULE - UNITS A & B							
MARK	SIZE	STEEL	LENGTH	PRECAST	C.M.U.	REINFC.	REMARKS
L-301	-	-	-	4"x8" BOND BEAM	3'-"	1-#3	PROVIDE CLIP 2 SEAT AT CONC. COL.
L-302	-	-	-	4"x8" BOND BEAM	1'-"	1-#3	RELOCATE LINTEL-WALL @ ABOVE DOOR FRAME, BREAK EAST END ON END OF L-301
L-303	-	-	-	8"x8" BOND BEAM	3'-4"	2-#3	
L-304	-	-	-	4"x8" BOND BEAM	3'-4"	1-#3	ABV. R.A. GRILLES
L-305	-	-	-	4"x8" BOND BEAM	6'-0"	2-#3	ABV. R.A. GRILLES
L-306	-	-	-	8"x8" BOND BEAM	4'-0"	2-#3	
L-307	2 3/8"x3 1/2"x4"	-	2'-10"	4"x8" BOND BEAM	3'-4"	1-#3	ABV. R.A. GRILLE
L-308	-	-	-	8"x8" BOND BEAM	4'-8"	2-#3	ABV. R.A. DUCT
L-309	-	-	-	6"x8" BOND BEAM	2'-8"	2-#3	ABV. DUCTS - SEE DET. SH. NO. 11
L-310	-	-	-	6"x8" BOND BEAM	2'-8"	2-#3	ABV. R.A. DUCT
L-311	-	-	-	8"x8" BOND BEAM	2'-8"	2-#3	ABV. R.A. DUCT
L-312	-	-	-	4"x8" BOND BEAM	4'-8"	1-#3	ABV. DUCT
L-313	-	-	-	4"x8" BOND BEAM	3'-4"	1-#3	ABV. DUCT
L-314	-	-	-	8"x8" BOND BEAM	2'-8"	2-#3	ABV. DUCT - SEE DET. SH. NO. 11
L-315	-	-	-	8"x8" BOND BEAM	16'-0"	2-#4	ABV. RET. AIR GRILLE

FOR LINTELS OVER DUCTS, ACCESS PANELS, ETC., SEE NOTE NO. 11

12/13/68 ROOM 351 DECREASED DOOR & FRAME NO. 351 DELETED. GLASS PARTITION AT RM 351 CHANGED TO BRICK & GLASS. DETAILS W/18, X/18, Y/18 & Z/18 ADDED.

12/1/68 DELETE DOOR 351, CHARGING DESK, CARD CATALOG, RMS 359 & 360, CARREL ON N. WALL RM. 352, DOOR 360. ADD PARTITION IN STAIR B, GLASS PARTITION BETWEEN RMS 351 & 352. RELOCATE RARE BOOK & PORTFOLIO STACKS & DOOR 350 TO LEVEL 580.

NO. DATE REVISIONS

RAWLINGS & WILSON, ARCHITECTS
1000 NORTH THOMPSON STREET RICHMOND, VIRGINIA 23230

PIETRO BELLUSCHI
KENNETH D. MAY
107 SARANTAWSON D-WAY ASSOCIATES, INC.
ASSOCIATED ARCHITECTS FOR DESIGN
WATERTOWN, MASSACHUSETTS

SCHOOL OF ARCHITECTURE AND LIBRARY BUILDING THE UNIVERSITY OF VIRGINIA, OWNER CHARLOTTESVILLE, VIRGINIA

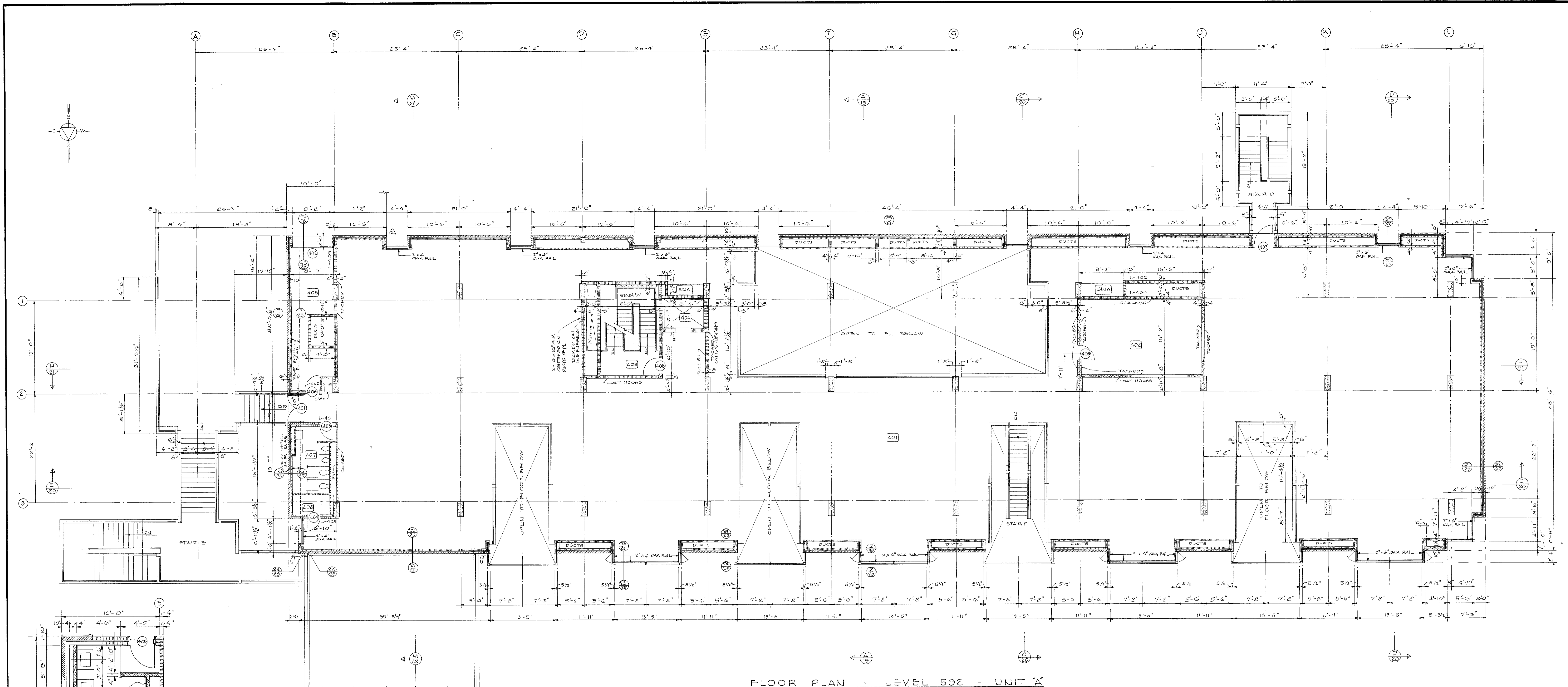
PROJECT NO. VA-4-25-81
FLOOR PLAN LEVEL 580 - UNIT "B"

KEY PLAN 1" = 100'
AREA = 970.2 SQ. FT.
VOL. = 18024.4 CU. FT.

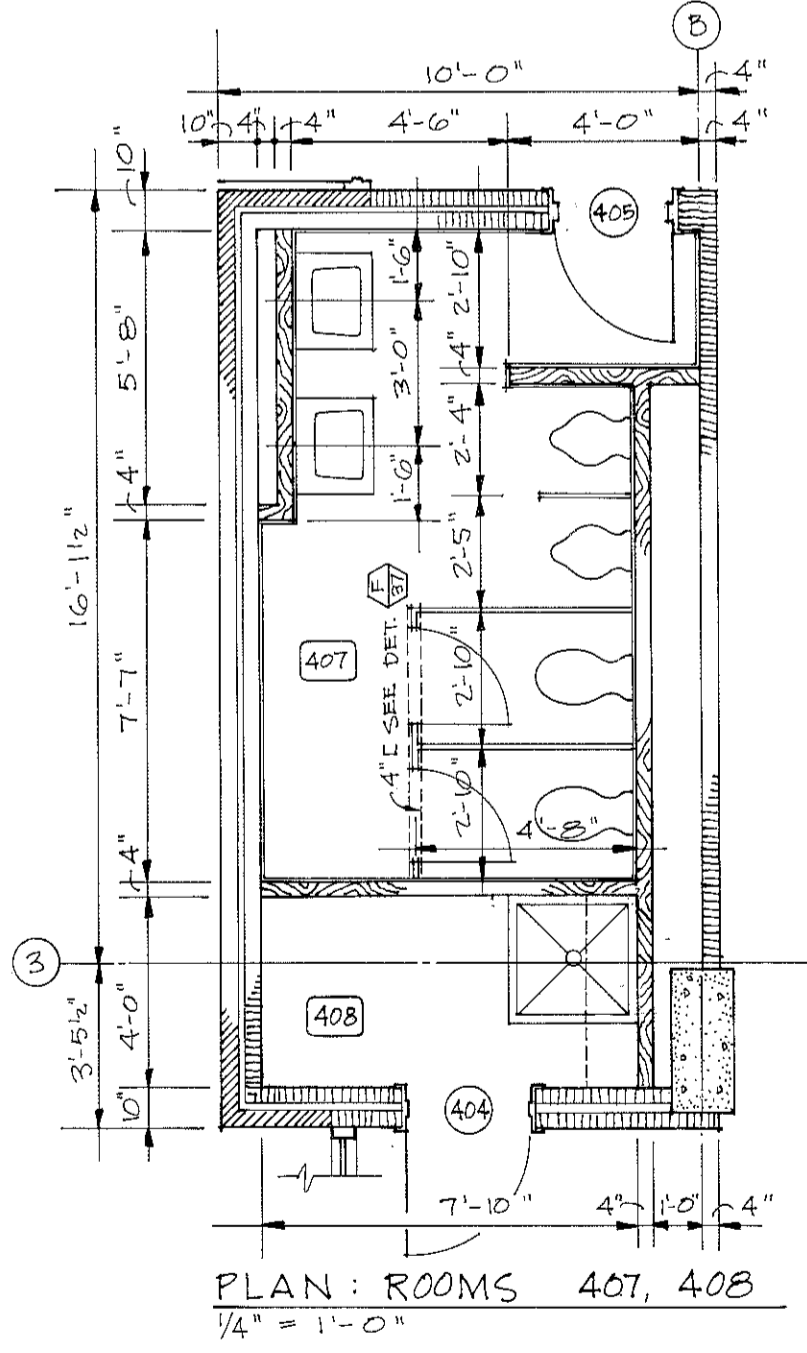
AS BILT DWG 1/15/70

COMM. NO. 584
DATE 18-JULY-1968
REVISIONS 15-DSC (P&S) 10-DEC-1968

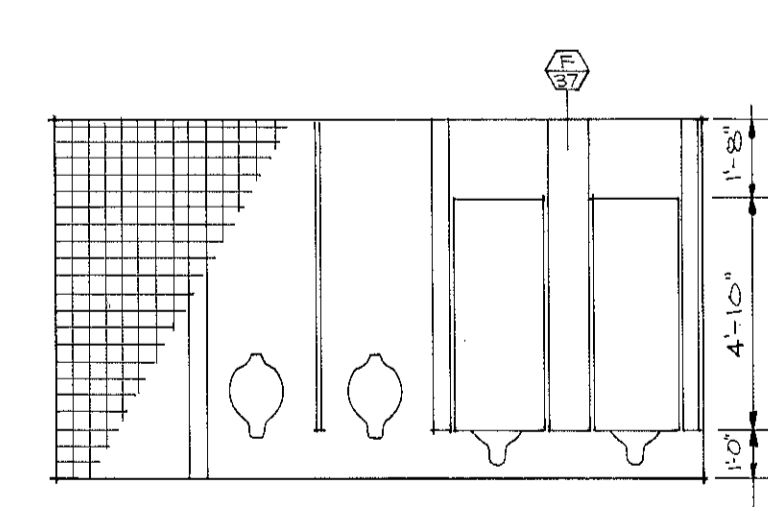
SHEET NO. 13 OF 13



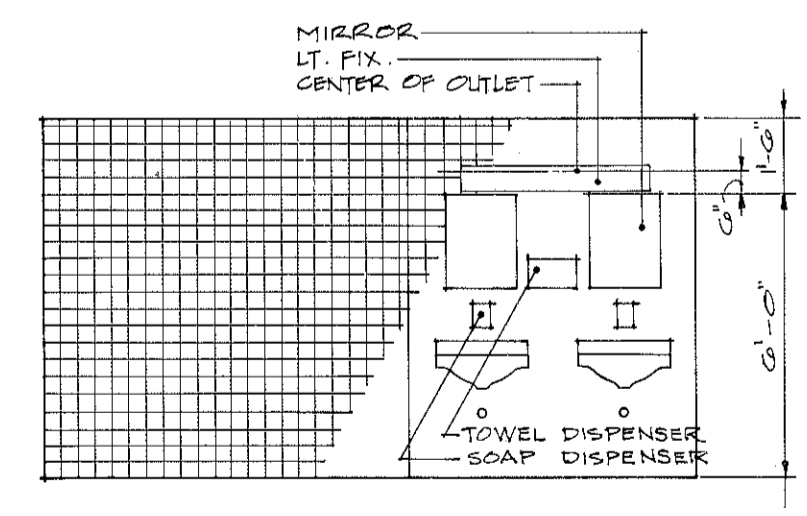
FLOOR PLAN - LEVEL 502 - UNIT A
1/8" = 1'-0"



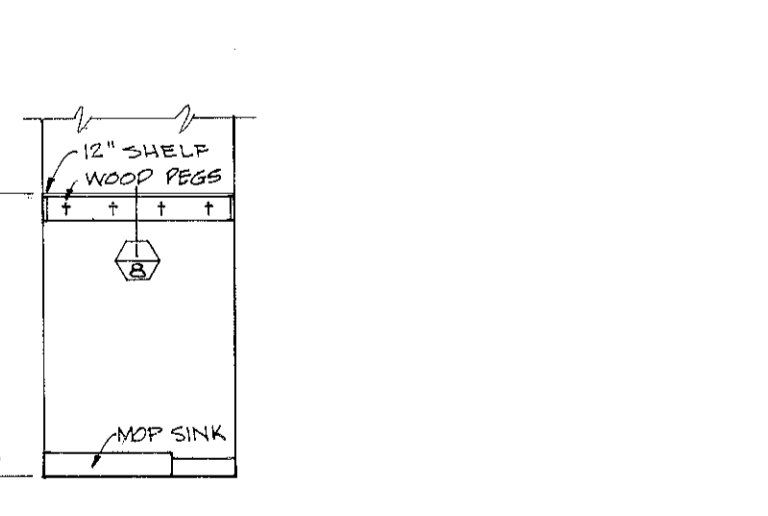
PLAN: ROOMS 401, 408
1/4" = 1'-0"



W. WALL RM. 407
1/4" = 1'-0"



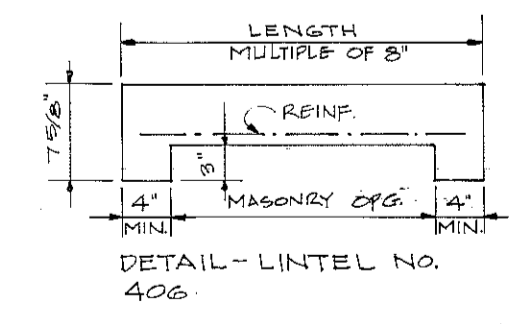
E. WALL RM. 407
1/4" = 1'-0"



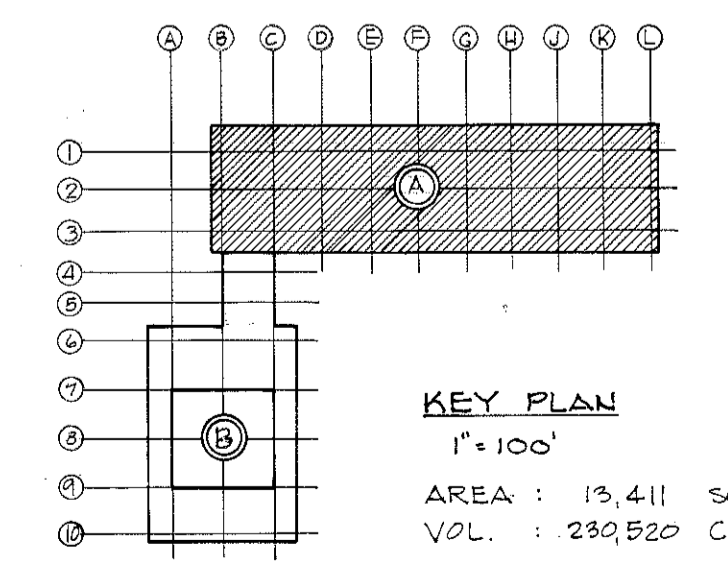
W. WALL RM. 408
1/4" = 1'-0"

MARK	STEEL		PRECAST C.M.U.		REMARKS
	SIZE	LENGTH	SIZE	LENGTH	
L-401	4"	4'-0"	2-4"x8" BOND BEAM	1'-0"	1-#5 BA.
L-402	4"	4'-0"	2-4"x8" BOND BEAM	1'-0"	1-#5 BA.
L-403	4"	5'-4"	4"x8" BOND BEAM	1'-0"	ABV. CAB. UNIT HEATER
L-404	8"	2'-0"	8"x8" BOND BEAM	2'-0"	ABV. R.A. DUCT
L-405	8"	2'-0"	8"x8" BOND BEAM	2'-0"	ABV. DUCT
L-406	4"	2'-0"	4"x8" BOND BEAM	1'-0"	ABV. DUCTS - SEE DET.
L-407	2-3"x3"x14"	4'-8"			
L-408	2-3"x3"x14"	2'-10"			

FOR LINTELS OVER DUCTS, ACCESS PANELS, ETC., SEE NOTE SH. NO. 11



DETAIL - LINTEL NO. 406



KEY PLAN
1" = 100'
AREA: 19,411 SQ. FT.
VOL.: 289,520 CU. FT.

NO.	SPACE	FLOOR	BASE	WAINSCOT		WALLS		CEILING		REMARKS
				MAT'L	HT.	MAT'L	HT.	MAT'L	HT.	
401	DRAFTING	CONC.	RUBBER	4"	-	CONC. W/ TRACER & ORYWALL	CONC.	VAR. EXPOSED	SEE ELEV. SH. NO. 42	
402	SEMINAR	V.A.T.	RUBBER	4"	-	C.M.U. TAG AND PLAS.	CONC.	10'-0" EXPOSED	SEE ELEV. SH. NO. 42	
403	STAIR "A"	CONC.	-	-	-	C.M.U.	CONC.	10'-0" EXPOSED	SEE DET. & SH. NO. 33	
404	ELEVATOR SHAFT	-	-	-	-	C.M.U.	CONC.	10'-0" EXPOSED	SEE DET. & SH. NO. 32	
405	RECEIVING	CONC.	-	-	-	C.M.U.	CONC.	10'-0" EXPOSED		
407	MEN	C.T.	-	-	-	C.T.	PLAS.	7'-0" SUSPENDED	SEE DET. & SH. NO. 14	
408	JANITOR	CONC.	RUBBER	4"	-	C.M.U. ORYWALL	PLAS.	8'-0" SUSPENDED	SEE DET. & SH. NO. 14	

OP#	NO.	WIDTH	HT.	THICK	MAT'L	ELEV/LOUVER	FRAME		TRANSOM	THRESHOLD		REMARKS	
							MAT'L	TYPE		MAT'L	TYPE		
	401	5'-4"	7'-0"	-	SS. GL.	H	SS.	D	SS. GL.	SEE DET.	ALUM.	B	PAIR
	402	8'-2"	8'-6"	-	WD	-	STEEL L	U	STEEL C	1'-6"	-	-	OVERHEAD
	403	8'-11"	7'-0"	-	SS. GL.	U	SS.	D	SS. GL.	SEE DET.	ALUM.	B	-
	404	2'-8"	7'-0"	3/4"	WD	D	HM.	M	-	-	ALUM.	C	UNDERCUT DOOR 1'
	405	2'-6"	7'-0"	3/4"	WD	D	20"x16"	HM.	M	-	ALUM.	C	-
	406	3'-0"	7'-0"	3/4"	WD	D	24"x16"	HM.	M	-	-	-	-
	408	3'-0"	8'-0"	3/4"	WD	L	-	HM.	J-I	WP-SS.	1-10"	B	-
	409	3'-0"	8'-0"	3/4"	WD	L	-	HM.	T	WP-SS.	1-10"	B	-

AS BILT DWG 1/15/70

RAWLINGS & WILSON, ARCHITECTS
1000 NORTH THOMPSON STREET, RICHMOND, VIRGINIA 23220

PIETRO BELLUSCHI
KENNETH D. MAY
(OF BASKILL SIMON & MAY ASSOCIATES, INC.)
ASSOCIATED ARCHITECTS FOR DESIGN
WATERLOO, MASSACHUSETTS

SCHOOL OF ARCHITECTURE AND LIBRARY BUILDING THE RECTOR AND VISITORS OF THE UNIVERSITY OF VIRGINIA, OWNER CHARLOTTESVILLE, VIRGINIA

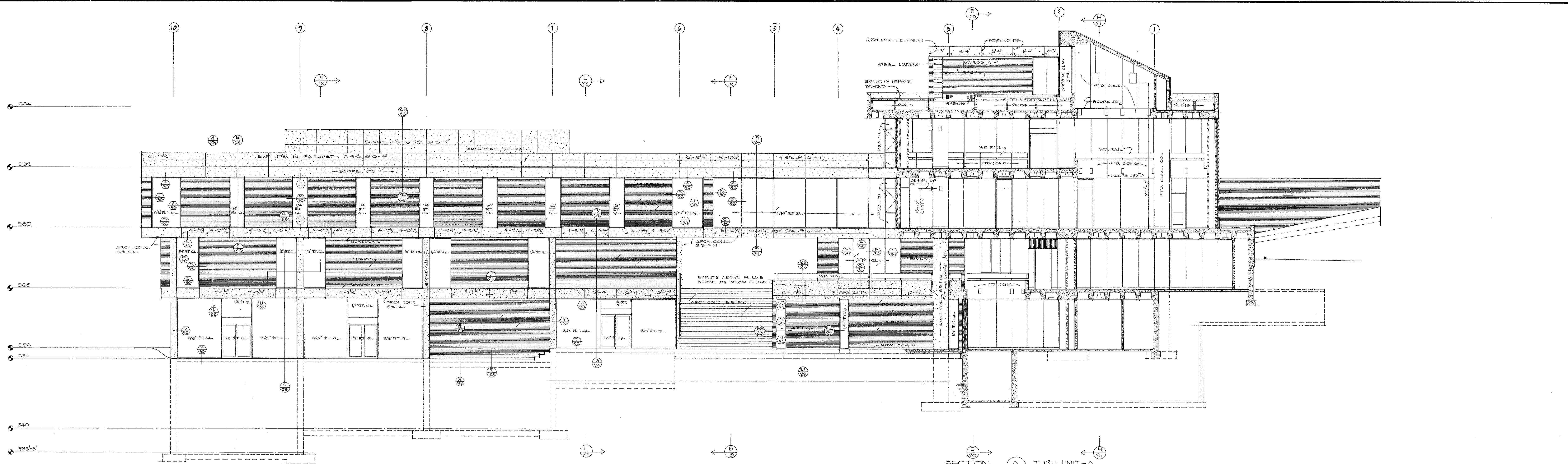
PROJECT NO. VA-4-2581
FLOOR PLAN LEVEL 502 - UNIT A

UNIVERSITY OF VIRGINIA
JOHN E. WILSON
REGISTERED ARCHITECT
NO. 600

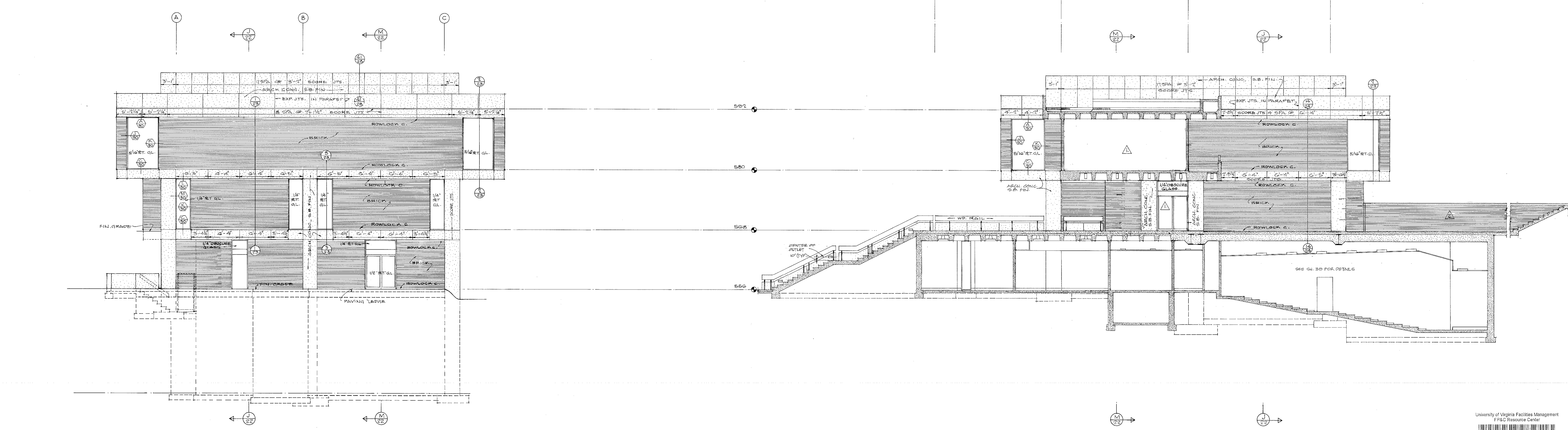
UNIVERSITY OF VIRGINIA FACILITIES MANAGEMENT
TRC Resource Center

DATE: 12/1/68
REVISION: RETAINING WALL AT SE CORNER CHANGED

COMM. NO. 524
DATE: JULY 1969
REVISIONS: 22 SEP 1969
SHEET NO. 14



WEST ELEVATION - UNIT B
SCALE 1/4" = 1'-0"




NORTH ELEVATION, UNIT-B
SCALE 1/4" = 1'-0"

University of Virginia Facilities Management
F&C Resource Center
00003719

12/1/68	ADD BRICK FACING ON RETAINING WALLS
12/1/68	DOOR 251 CHANGED; CONC COLUMN ADDED AT WEST JAMB, DELETE DR. NO. 3524 CHARGING DESH.
NO DATE	REVISIONS

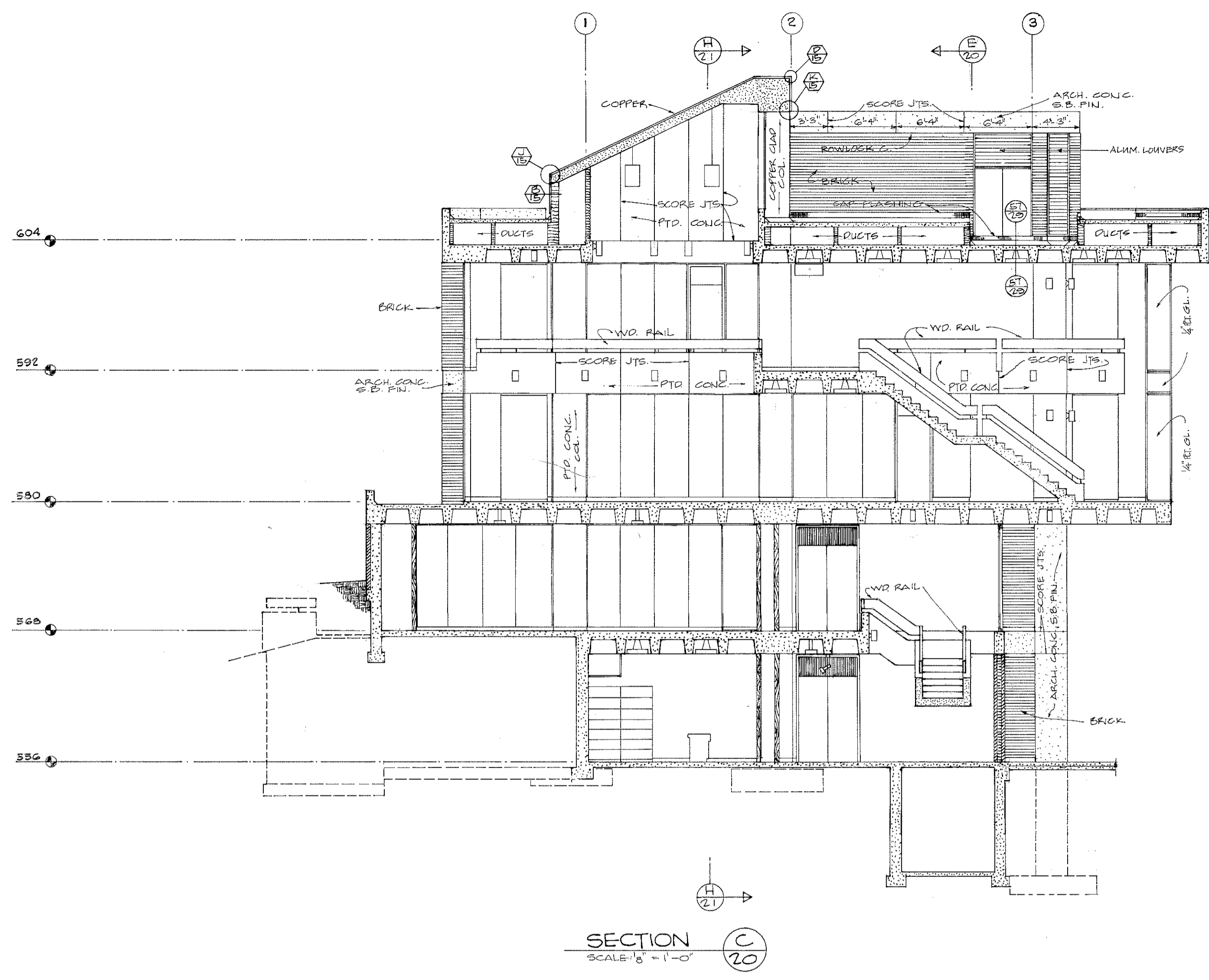
AS BILT DWG 1/15/70



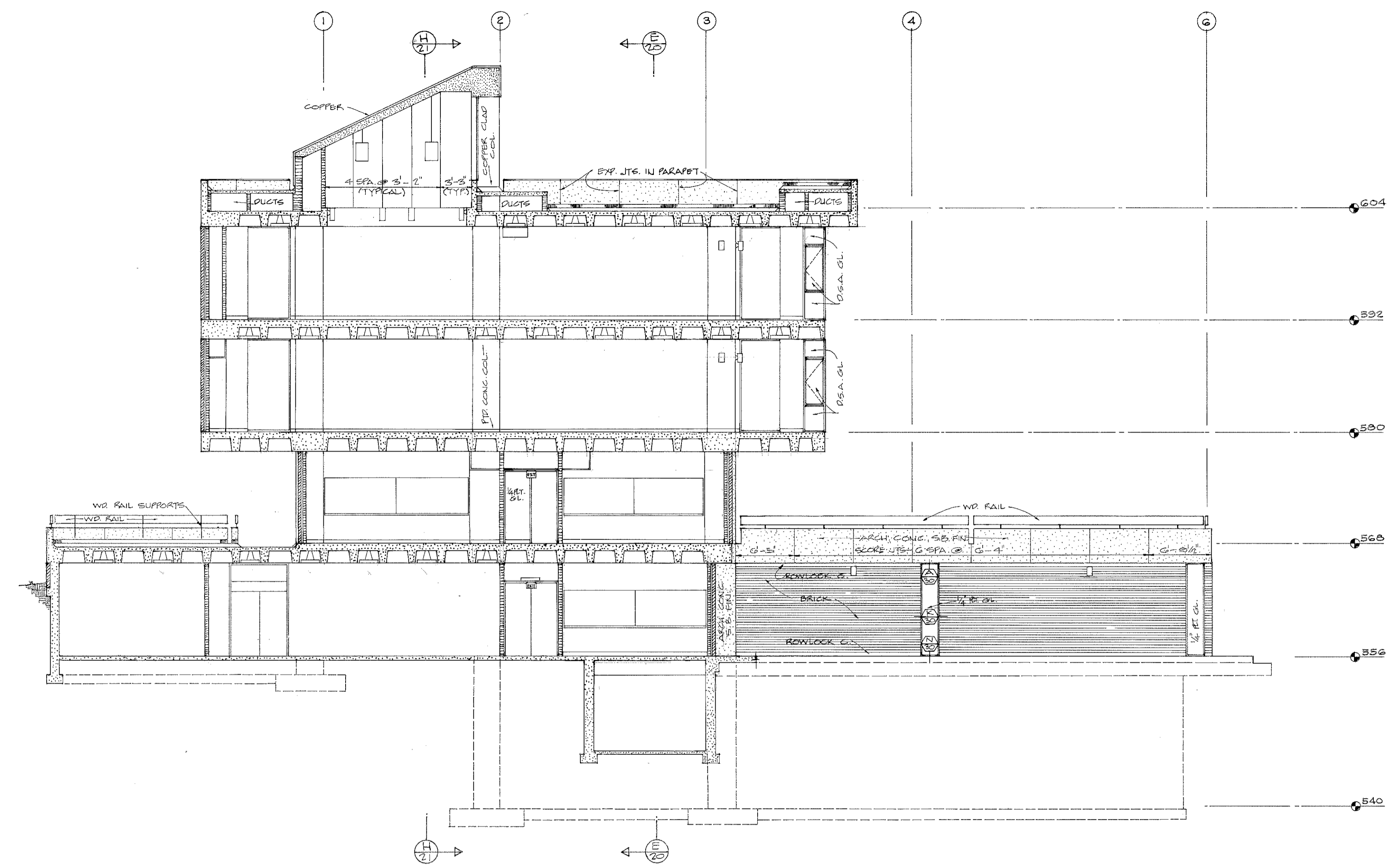
RAWLINGS & WILSON ARCHITECTS
1000 NORTH THOMPSON STREET RICHMOND, VIRGINIA 23220
PIETRO BELLUSCHI
KENNETH D. MAY
(OF SARAH DAWSON DIBAY ASSOCIATES, INC.)
ASSOCIATED ARCHITECTS FOR DESIGN
WATERTOWN, MASSACHUSETTS

SCHOOL OF ARCHITECTURE AND LIBRARY BUILDING
THE RECTOR AND VISITORS OF THE UNIVERSITY OF VIRGINIA, OWNER
CHARLOTTESVILLE VIRGINIA
PROJECT NO. VA-4-2581
N, S, & W ELEVATIONS, UNIT "B"
BUILDING SECTIONS A & B

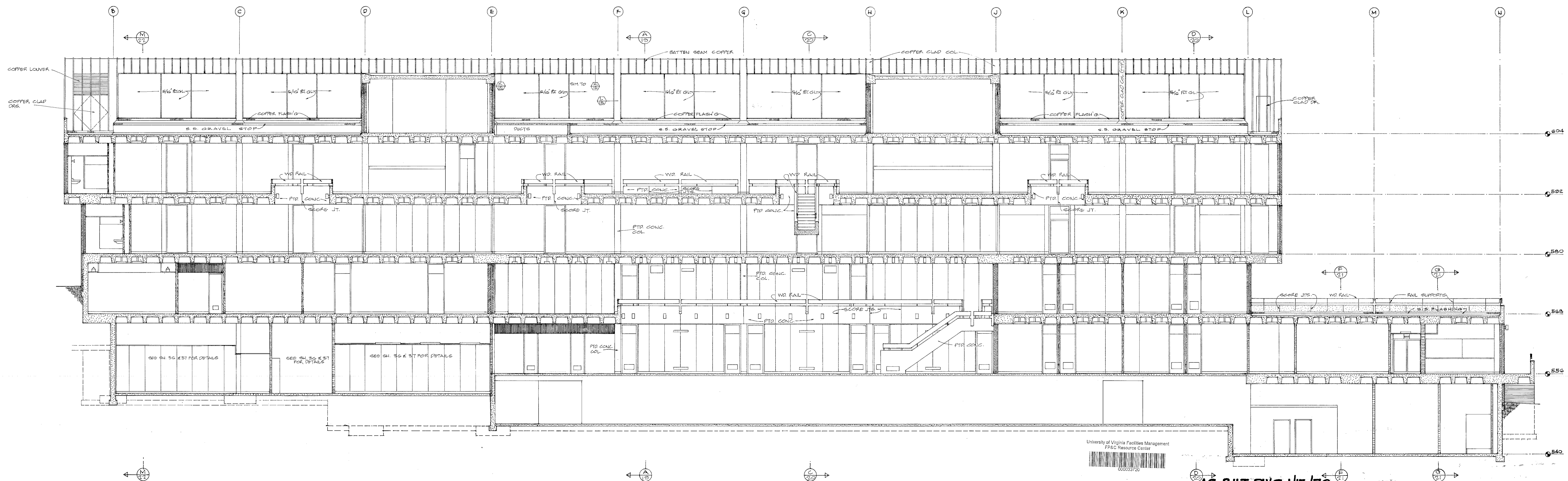
COMM. NO. 524
DATE 12/1/68
REVISIONS 1 DEC. 1968
SHEET NO. 19 OF 19




SECTION C
SCALE: 1/8" = 1'-0"




SECTION D
SCALE: 1/8" = 1'-0"



SECTION E
SCALE: 1/8" = 1'-0"



AS BILT DWG 1/15/70

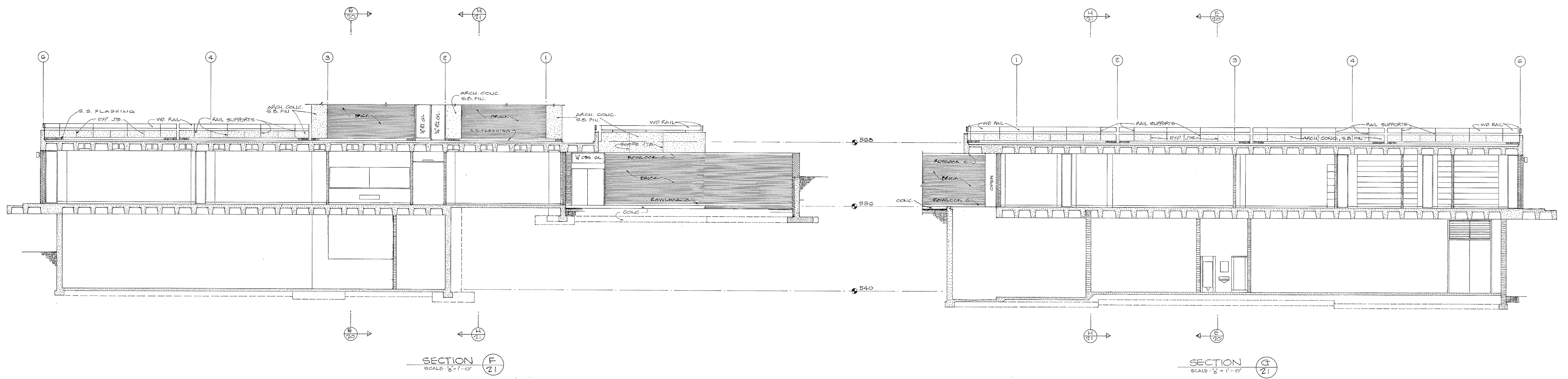


RAWLINGS & WILSON, ARCHITECTS
1000 NORTH THOMPSON STREET RICHMOND, VIRGINIA 23230
PIETRO BELLUSCHI
KENNETH D. MAY
(OF SASAKI, DAWSON, D. MAY ASSOCIATES, INC.)
ASSOCIATED ARCHITECTS FOR DESIGN
WATERTOWN, MASSACHUSETTS

SCHOOL OF ARCHITECTURE AND LIBRARY BUILDING
THE RECTOR AND VISITORS OF THE UNIVERSITY OF VIRGINIA, OWNER
CHARLOTTESVILLE VIRGINIA

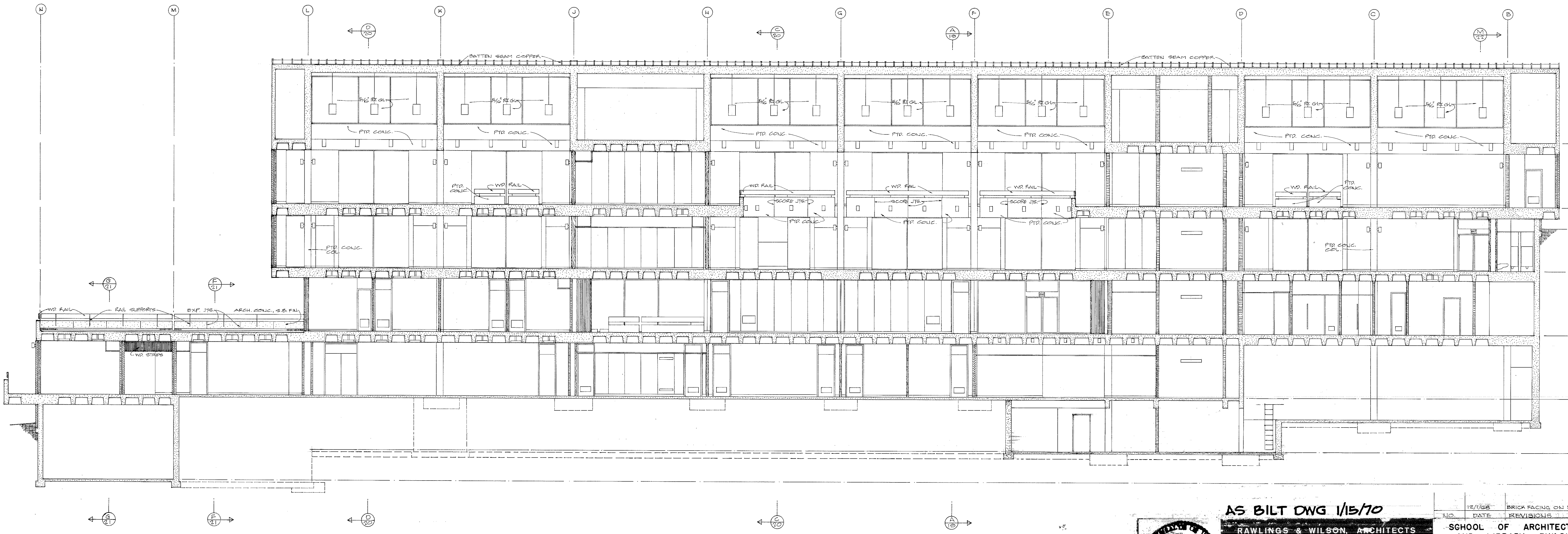
PROJECT NO. VA-4-2881
BUILDING SECTIONS
C, D & E

COMM. NO. 524
DATE 15 JULY 1967
REVISIONS
SHEET NO. 20
OF 48




SECTION F
SCALE 1/8" = 1'-0"

SECTION G
SCALE 1/8" = 1'-0"




SECTION H
SCALE 1/8" = 1'-0"

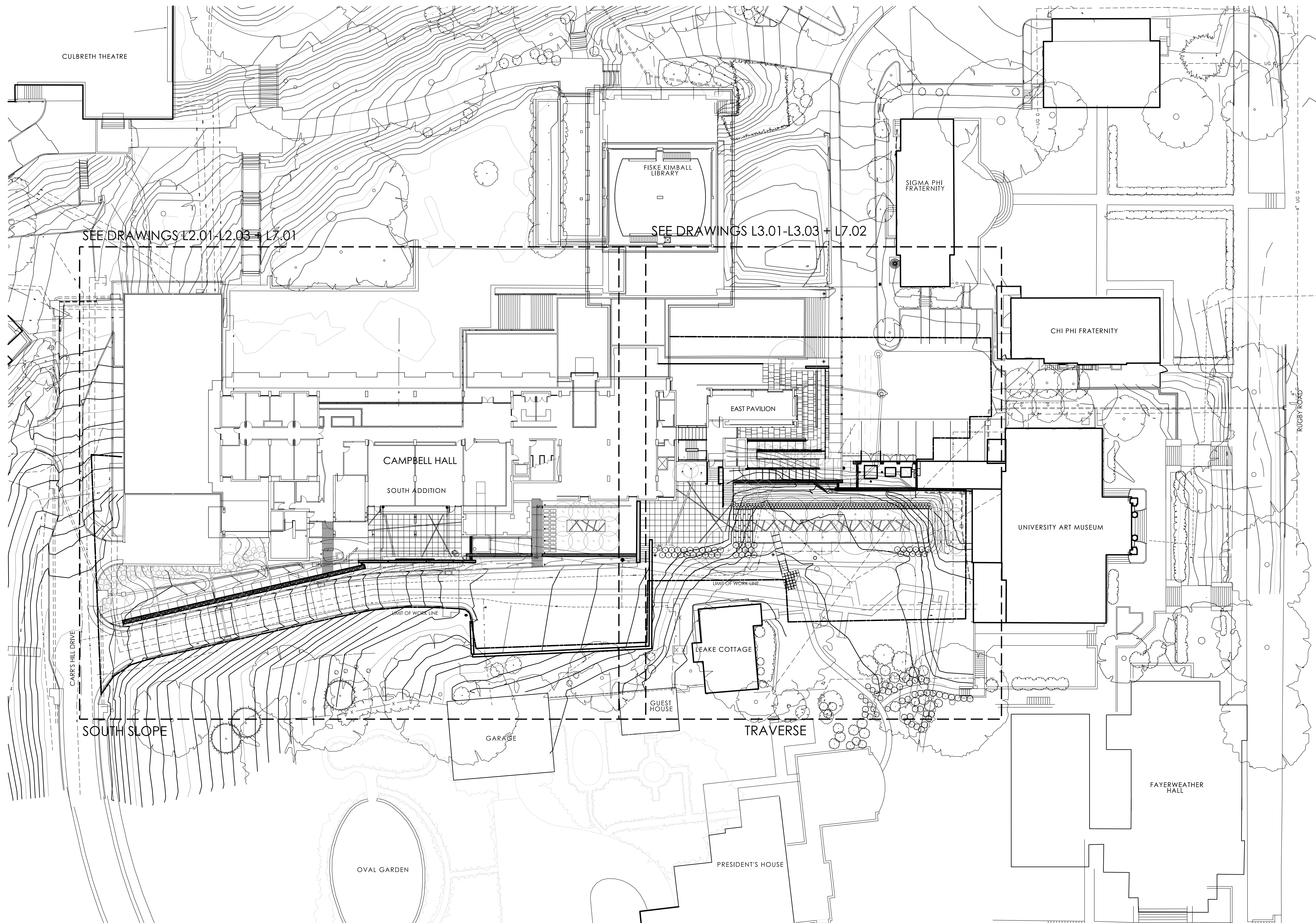
AS BILT DWG 1/15/70



RAWLINGS & WILSON ARCHITECTS
1000 NORTH THOMPSON STREET RICHMOND, VIRGINIA 23230
PIETRO BELLUSCHI
KENNETH DeMAY
ASSOCIATED ARCHITECTS FOR DESIGN
WATERTOWN, MASSACHUSETTS

NO.	DATE	REVISIONS	BRICK FACING ON RETAINING WALL
12/1/68			
SCHOOL OF ARCHITECTURE AND LIBRARY BUILDING THE RECTORY AND VISITORS OF THE UNIVERSITY OF VIRGINIA, OWNER CHARLOTTESVILLE VIRGINIA			COMM. NO. 524 DATE 12/1/68 REVISIONS 1 Dwg. 10-68
PROJECT NO. VA-4-2581			SHEET NO. 21 OF 21
BUILDING SECTIONS F, G, & H			





SMBW Architects, P.C.
 403 Stockton St. #200
 Richmond, VA 23224
 T 804.233.5343
 F 804.233.5345
 www.smbw.com

CHARLOTTESVILLE, VIRGINIA

CAMPBELL HALL ADDITIONS

WITH:
 WILLIAM SHERMAN
 & ASSOCIATES

W G CLARK ASSOCIATES
 ARCHITECTS
 109 SECOND STREET SE
 CHARLOTTESVILLE, VA
 22902 434.872.9499

**NELSON
 BYRD
 WOLTZ**
 LANDSCAPE
 ARCHITECTS

NOTE
 THIS RECORD DRAWING HAS BEEN PREPARED BY THE ARCHITECT BASED UPON INFORMATION FURNISHED BY OTHERS. WHILE THE ARCHITECT HAS BELIEVED TO BE RELIABLE, NEITHER THE ARCHITECT NOR LANDSCAPE ARCHITECTS CAN ASSURE ITS ACCURACY. THE ARCHITECT IS NOT RESPONSIBLE FOR THE ACCURACY OF THE RECORD DRAWING OR FOR ANY ERRORS OR OMISSIONS WHICH MAY HAVE BEEN INCORPORATED HEREIN AS A RESULT. THOSE RELYING ON THIS RECORD DOCUMENT ARE ADVISED TO OBTAIN INDEPENDENT VERIFICATION OF ITS ACCURACY BEFORE APPROVAL FOR ANY PURPOSE.

CHA 20203
 UNIVERSITY OF VIRGINIA
 PROJ CODE: 207-15720
 UNIVERSITY WORK
 ORDER: 746552

W:\VA\Campbell Hall\090909\01-L1.01.dwg

GENERAL NOTES

- ALL BASE INFORMATION PROVIDED IN SURVEY BY THE UNIVERSITY OF VIRGINIA. CONTRACTOR SHALL VERIFY ALL INFORMATION PRIOR TO BEGINNING WORK AND REPORT ANY DISCREPANCIES TO THE ARCHITECT.
- CONTRACTOR SHALL NOTIFY MISS UTILITY (1-800-533-7001) WITHIN 48 HOURS MINIMUM PRIOR TO DIGGING FOR VERIFICATION OF ALL UNDERGROUND UTILITIES. SUBMIT COMPLETED EXCAVATION PERMIT APPLICATION TO UVA UTILITY DEPARTMENT WITHIN 2 HOURS OF CALLING MISS UTILITY.
- CONTRACTOR SHALL PROTECT ALL EXISTING PLANTS INDICATED ON PLANS TO REMAIN. ALL PLANT MATERIAL INDICATED TO REMAIN, DAMAGED BY THE CONTRACTOR SHALL BE REPLACED BY THE CONTRACTOR AT NO ADDITIONAL COST TO THE OWNER WITH SAME SIZE, QUANTITY AND TYPE OF PLANT MATERIAL.
- CONTRACTOR SHALL BE RESPONSIBLE FOR ALL EROSION CONTROL AND PROTECTION MEASURES AS MAY BE REQUIRED BY LOCALLY APPROVED MEANS. CONTRACTOR SHALL FOLLOW ALL LOCAL GOVERNING CODES AND REQUIREMENTS. CONTRACTOR SHALL CLEAN THE WORK AREAS AT THE END OF EACH WORKING DAY.

LAYOUT NOTES

- DO NOT SCALE DRAWINGS.
- CONTRACTOR SHALL VERIFY ALL EXISTING CONDITIONS AND LAYOUT DIMENSIONS IN THE FIELD. REPORT DISCREPANCIES TO THE LANDSCAPE ARCHITECT FOR DECISION BEFORE STARTING CONSTRUCTION.
- ALL ANGLES ARE ASSUMED TO BE 90° UNLESS OTHERWISE STATED.
- ALL DIMENSIONS FROM STRUCTURES ARE FROM FACE OF FINISH OF EXTERIOR WALL.
- DIMENSIONS ON SERVICE DRIVE ARE FROM FRONT FACE OF CURB TO FRONT FACE OF CURB.
- ANY ALTERATIONS TO THESE DRAWINGS PROPOSED IN THE FIELD FOR CONSTRUCTION SHALL BE PROMPTLY REPORTED TO THE LANDSCAPE ARCHITECT FOR APPROVAL PRIOR TO CONSTRUCTION.
- ALL SEATWALLS TO BE FIELD MEASURED PRIOR TO ORDERING STONE COPING.
- ONCE GRADING OPERATIONS ARE COMPLETED, ALL DISTURBED AREAS WITHIN OR OUTSIDE OF THE LIMITS OF CONSTRUCTION SHALL BE STABILIZED BY FINE GRADING AND SODDING OR MULCHING AS DIRECTED BY THE LANDSCAPE ARCHITECT.

GRADING NOTES

- CONTRACTOR SHALL VERIFY ALL EXISTING GRADES IN THE FIELD AND REPORT ANY DISCREPANCIES TO THE LANDSCAPE ARCHITECT.
- SLOPE AWAY FROM ALL BUILDINGS.
- ACCESSIBLE RAMPS SHALL NOT EXCEED 1 IN 12 OR 8.3%.
- PROVIDE VERTICAL CURVES OR ROUNDINGS AT ABRUPT CHANGES IN GRADE UNLESS OTHERWISE NOTED. BLEND NEW EARTHWORK SMOOTHLY INTO EXISTING.
- PITCH EVENLY BETWEEN SPOT GRADES. ALL PAVED AREAS MUST PITCH TO DRAIN AT A MINIMUM OF 1%. ANY DISCREPANCIES NOT ALLOWING THIS TO OCCUR SHALL BE REPORTED TO THE LANDSCAPE ARCHITECT PRIOR TO CONTINUING WORK.
- ALL EXTERIOR STEPS SHALL HAVE BETWEEN A 1% OR 2% WASH ON THE TREADS. SEE STEP DETAILS FOR SLOPE PERCENTAGE.
- ONCE GRADING OPERATIONS ARE COMPLETED, ALL DISTURBED AREAS WITHIN OR OUTSIDE OF THE LIMITS OF CONSTRUCTION SHALL BE STABILIZED BY FINE GRADING AND SODDING OR MULCHING AS DIRECTED BY THE LANDSCAPE ARCHITECT.

LEGEND

- BLUESTONE PAVING
- BRICK PAVING
- METAL GRATE
- SHURE FURNITURE - 2 PIECES TO BE RELOCATED
- EXISTING CONCRETE BANDS TO BE RELOCATED
- CONCRETE WALL
- BRICK WALL
- GABION WALL
- GABION WALL W/ STONE COPING
- UNDERGROUND PIPE/UTILITY
- LIMIT OF WORK LINE

ABBREVIATIONS

- + 79.0 PROPOSED SPOT ELEVATION
- + (79.0) EXISTING SPOT ELEVATION
- 80- PROPOSED CONTOUR
- 80- EXISTING CONTOUR
- ← 2% PITCH ARROW, GRADIENT OF SLOPE
- TC TOP OF CURB
- BC BOTTOM OF CURB
- TS TOP OF STEP
- BS BOTTOM OF STEP
- TP TOP OF PIER
- TW TOP OF WALL
- BW BOTTOM OF WALL
- V.I.F. VERIFY IN FIELD
- FFE FINISH FLOOR ELEVATION
- SR@6' QUANTITY OF STEP RISERS AND HEIGHT
- 4T@12' QUANTITY OF TREADS AND WIDTH
- IJ ISOLATION JOINT
- JT JOINT

EXTERIOR LIGHTING FIXTURE SCHEDULES

FIX. TYPE	SYMB.	DESCRIPTION	LAMP	MANUF.	CATALOG NUMBER	VOLTS	APER. SIZE	NOTES
1	•	RECESSED, WALL MOUNTED STEP LIGHT	5 W COMP. FLUORESCENT	BEGA	2030P SERIES	277 V	7.38" X 3.1188" X 4"	BRUSHED STAINLESS STEEL
2	•	RECESSED IN GROUND MOUNTED UP LIGHT	PAR 20 (35w) 100 SPOT	BK LIGHTING	S-HP2-PAR2035 58-BRU-13	277 V	4"	BRUSHED STAINLESS STEEL
3	•	BOLLARD LIGHT	13 W COMP. FLUORESCENT QUAD HP	BEGA	8130P	277 V		BLACK
4	•	POLE MOUNTED LIGHT	100MH-UVA	SPRING CITY ANTIQUE KING LIGHTING	EFED7-M2 V/A 36 U 8PH HID MOG/MED ACT BT CMTBS K56-S-R-SAR-V-AE5- CUTOFF	277V		FROSTED PANELS, IPED 12 POLE WP20 12 AB3 /16 BPI/4 POLE KC51-12 POLE

THE DESIGN/DETAILS/SECTION SHOWN IS BASED ON (MANUFACTURERS, MODEL) EQUIPMENT AND IS INTENDED ONLY TO SHOW THE GENERAL SIZE, CONFIGURATION, LOCATION, CONNECTIONS, AND/OR SUPPORT FOR EQUIPMENT OR SYSTEMS SPECIFIED WITH RELATION TO THE OTHER BUILDING SYSTEMS.

Revisions

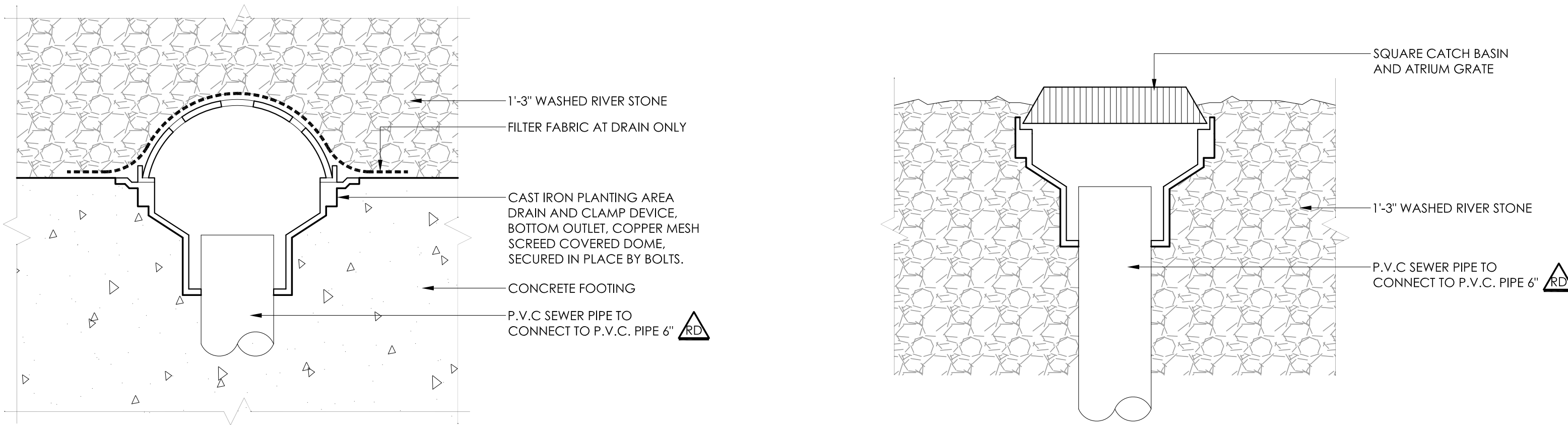
NO.	DESCRIPTION	DATE
1	RECORD DRAWINGS	03-01-09

24 JAN 06
 1"=20'-0"
**CAMPBELL HALL
 KEY SITE PLAN
 L1.01**

FINISH SCHEDULE

ROOM NUMBER	ROOM NAME	FLOOR	BASE		WALLS NORTH		EAST		SOUTH		WEST		CEILING		REMARKS
			MATERIAL	FINISH	MATERIAL	FINISH	MATERIAL	FINISH	MATERIAL	FINISH	MATERIAL	FINISH	MATERIAL	FINISH	
110	SPRINKLER PRE-ACTION ROOM	EXIST.	CONC 1	CONC 1	C.I.P.	CONC 1	C.I.P.	CONC 1	CONC 1	C.I.P.	CONC 1	C.I.P.	CONC 1	C.I.P.	
123A	STORAGE	SC-1	CONC 2	CONC 2	CONC 2	CONC 2	CONC 2	CONC 2	CONC 2	CONC 2	CONC 2	CONC 2	CONC 2	CONC 2	
124	STORAGE	SC-1	CONC 2	CONC 2	CONC 2	CONC 2	CONC 2	CONC 2	CONC 2	CONC 2	CONC 2	CONC 2	CONC 2	CONC 2	
125	OFFICE	SC-1	CONC 2	CONC 2	CONC 2	CONC 2	CONC 2	CONC 2	CONC 2	CONC 2	CONC 2	CONC 2	CONC 2	CONC 2	
C101	STAIR	SC-2	CONC 2	CONC 2	CONC 2	CONC 2	CONC 2	CONC 2	CONC 2	CONC 2	CONC 2	CONC 2	CONC 2	CONC 2	
C102	CORRIDOR	SC-2	CONC 2	CONC 2	CONC 2	CONC 2	CONC 2	CONC 2	CONC 2	CONC 2	CONC 2	CONC 2	CONC 2	CONC 2	
C107	CORRIDOR	SC-3	CONC 2	CONC 2	CONC 2	CONC 2	CONC 2	CONC 2	CONC 2	CONC 2	CONC 2	CONC 2	CONC 2	CONC 2	
M103	ELEVATOR	SC-1	CONC 2	CONC 2	CONC 2	CONC 2	CONC 2	CONC 2	CONC 2	CONC 2	CONC 2	CONC 2	CONC 2	CONC 2	
M104	MECHANICAL	SC-1/MTL-2	CONC 2	CONC 2	CONC 2	CONC 2	CONC 2	CONC 2	CONC 2	CONC 2	CONC 2	CONC 2	CONC 2	CONC 2	
M105	EXTERIOR AREAWAY	SC-1	CONC 2	CONC 2	CONC 2	CONC 2	CONC 2	CONC 2	CONC 2	CONC 2	CONC 2	CONC 2	CONC 2	CONC 2	
M106	ELEVATOR EQUIPMENT	SC-1	CONC 2	CONC 2	CONC 2	CONC 2	CONC 2	CONC 2	CONC 2	CONC 2	CONC 2	CONC 2	CONC 2	CONC 2	
T108	MEN'S TOILET ROOM	CT-2	CONC 2	CONC 2	CONC 2	CONC 2	CONC 2	CONC 2	CONC 2	CONC 2	CONC 2	CONC 2	CONC 2	CONC 2	
T109	WOMEN'S TOILET ROOM	CT-2	CONC 2	CONC 2	CONC 2	CONC 2	CONC 2	CONC 2	CONC 2	CONC 2	CONC 2	CONC 2	CONC 2	CONC 2	

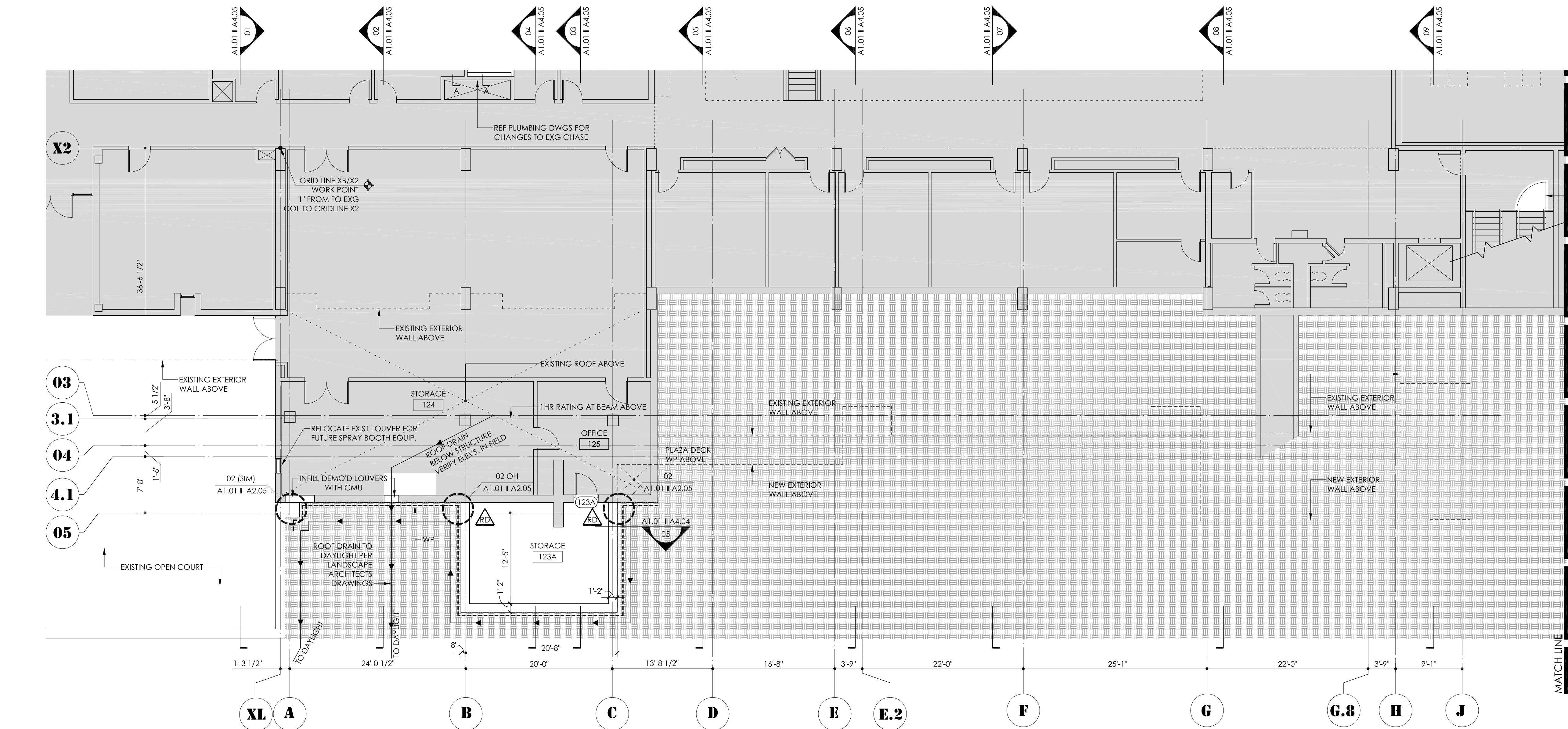
FLOORING:	WALLS:	FINISH:
SC-1 STRUCTURAL SLAB, SEALED CONC.	CONC 1 C.I.P. CONCRETE	CLR CLR
SC-2 ARCHITECTURAL SLAB, HIGH GRADE FINISH	CONC 2 ARCH. CONCRETE	PNT PNT
SC-3 SEALED CONCRETE TOPPING SLAB, HIGH GRADE FINISH	CMU CONCRETE MASONRY UNITS, RAKE JOINTS, NO FINISH	
SC-4 NEW TOPPING SLAB OVER EXISTING STRUCTURAL SLAB	GYPW GYPSUM WALL BOARD	
CT-1 CERAMIC TILE TO MATCH EXISTING-WALL AND FLOOR	IC PL INTEGRAL COLOR PLASTER	
CT-2 CERAMIC FLOOR TILE	EP EPOXY COATING	
CT-3 CERAMIC WALL TILE	EXIST EXISTING	
CT-4 DALITILE 1" X 1" D317 WHITE, GRAY GROUT	BALC BALTIC BIRCH PLYWOOD, CLEAR FINISH, ALL INTERIOR	
CT-5 CERAMIC FLOOR TILE	WOOD WALLS (SOUTH ADDITION) 1/2" BIRCH PLYWOOD	
MTL-1 DALITILE 2" X 8" QH08, LT. GRAY, GRAY GROUT	ALL EXTERIOR WOOD PORCHES (SOUTH) CYPRESS WOOD	
MTL-2 WALK-OFF GRATES	GYPW GYPSUM WALL BOARD	
MTL-3 UTILITY GRATING, MECH. ROOM	PWD 1 BALTIC BIRCH PLYWOOD, CLEAR FINISH	
VCT ARCH. ALUMINUM GRATING @ PORCHES	PWD 2 ROTARY CUT HARD MAPLE VENEER PWD, CLEAR FINISH	
WD 1" X 2" CYPRESS PLANKS @ PORCHES	ACT 4X6 TECHSTYLE SUSPENDED ACOUSTIC CEILING TIE	
EXIST EXISTING FLOOR	IC PL 2 COAT INTEGRAL COLOR GYPSUM PLASTER	
EP-1 STEEL PLATE, CLEAR FINISH	CONC OPEN TO STRUCTURE	
LN LINOLEUM		
CPY CARPET		
	BASE:	
	VB VINYL BASE	
	CT-1 CERAMIC TILE BASE TO MATCH EXISTING	
	MTL METAL BASE-BRUSHED ALUMINUM TO MATCH EXISTING	
	WD-1 RECESSED 6" WOOD BASE (FIRE TREATED WOOD / PNT)	



03 "DRAIN A" TERRACE GRAVEL BED DRAIN DETAIL
A1.01 | A1.01 SCALE: 3/8"=1'-0"

04 "DRAIN B" TERRACE CATCH BASIN DETAIL @ GRAVEL BED
A1.01 | A1.01 SCALE: 3/8"=1'-0"

01 EAST ADDITION FIRST FLOOR PLAN
A1.01 | A1.01 SCALE: 1/8"=1'-0"

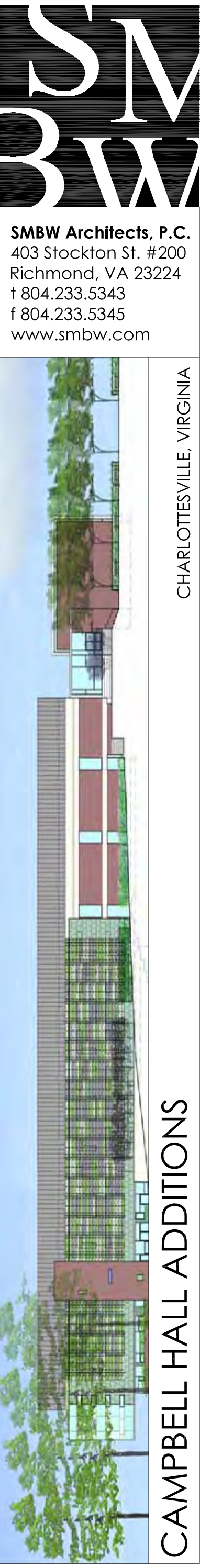
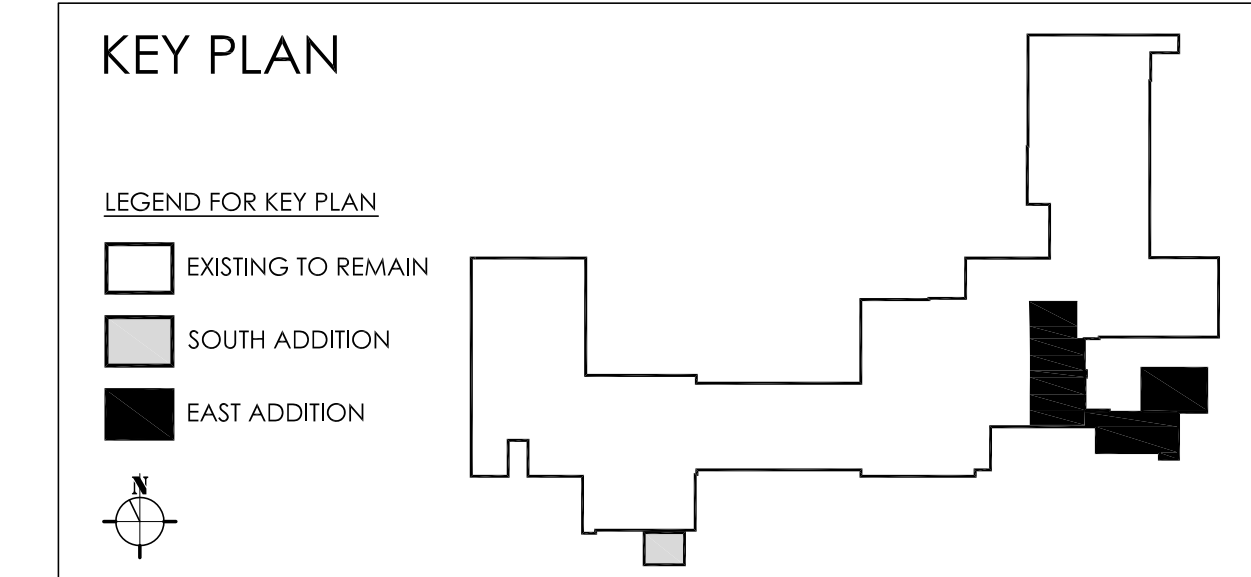


02 SOUTH ADDITION FIRST FLOOR PLAN
A1.01 | A1.01 SCALE: 1/8"=1'-0"

LEGEND
 - - - - - FOUNDATION WALL W/PFG
 - - - - - 6" SUBSURFACE DRAIN TILE
 - - - - - STORMWATER DRAINAGE

NOTE
 THIS RECORD DRAWING HAS BEEN PREPARED, IN PART, BASED UPON INFORMATION FURNISHED BY OTHERS. WHILE THIS INFORMATION IS BELIEVED TO BE RELIABLE, SMBW ARCHITECTS CANNOT ASSURE ITS ACCURACY, AND THIS IS NOT RESPONSIBLE FOR THE ACCURACY OF THIS RECORD DRAWING OR FOR ANY ERRORS OR OMISSIONS WHICH MAY HAVE BEEN INCORPORATED INTO IT AS A RESULT. THOSE RELYING ON THIS RECORD DOCUMENT ARE ADVISED TO OBTAIN INDEPENDENT VERIFICATION OF ITS ACCURACY BEFORE APPLYING IT FOR ANY PURPOSE.

FLOOR PLAN NOTE:
 REF SHEETS FP1.01 THROUGH FP1.05 FOR AREAS OF EXISTING BUILDING NOT SHOWN ON THIS SHEET.



SMBW Architects, P.C.
 403 STOCKTON ST., #200
 RICHMOND, VA 23224
 T 804.233.5343
 F 804.233.5345
 WWW.SMBW.COM

WITH:
 WILLIAM SHERMAN & ASSOCIATES
 W G CLARK ASSOCIATES
 ARCHITECTS
 109 SECOND STREET SE
 CHARLOTTEVILLE, VA
 22902 434.872.9499

LEGEND
 [Symbol] NO WORK - SEE FLOOR PLAN NOTE

CHA 20203
 UNIVERSITY OF VIRGINIA
 PROJ CODE: 207-15720
 UNIVERSITY WORK
 ORDER: 746552

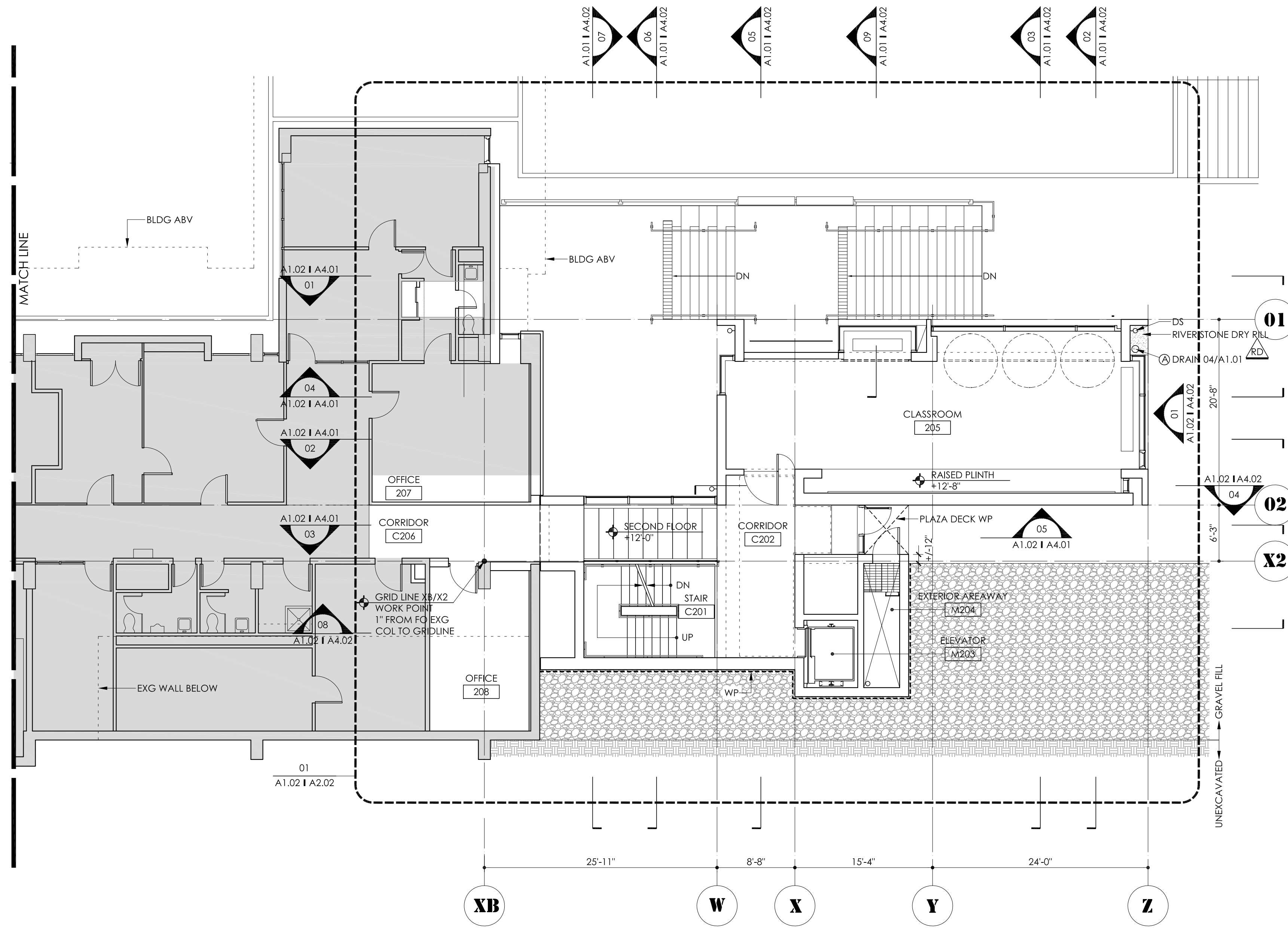


revisions	RECORD DRAWINGS	03-01-09
24 JAN 06	drawn	AC, YU
1/8"=1'-0"	checked	RAW
	reviewed	BMW
FIRST FLOOR PLAN		
A1.01		

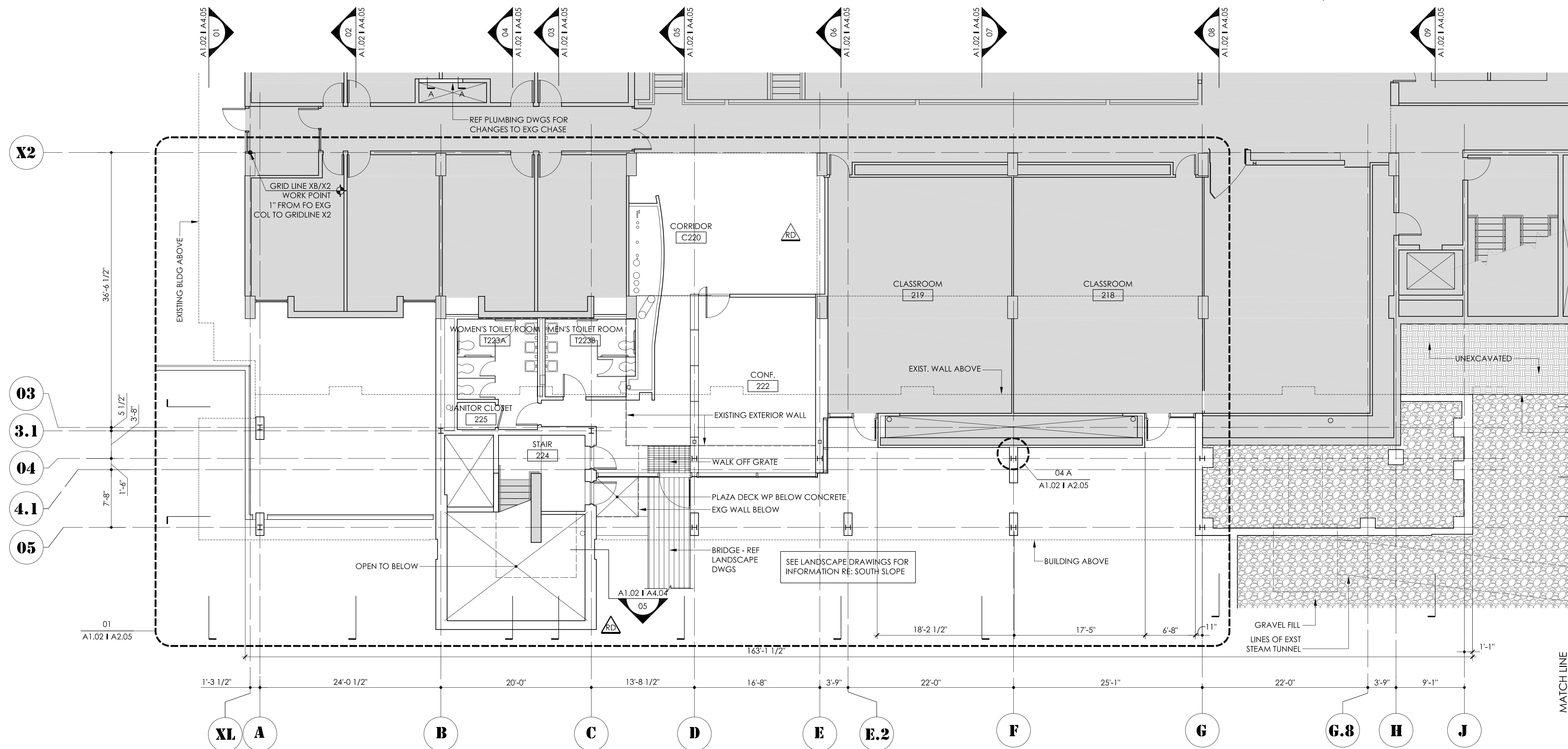
FINISH SCHEDULE

ROOM NUMBER	ROOM NAME	FLOOR	BASE		WALLS				CEILING				REMARKS	
			MATERIAL	FINISH	NORTH		EAST		SOUTH		WEST			
					MATERIAL	FINISH	MATERIAL	FINISH	MATERIAL	FINISH	MATERIAL	FINISH		
205	CLASSROOM	SC-3	---	---	---	---	---	---	---	---	---	---	---	---
207	OFFICE	VCT	VB	---	EXIST/GPDW	PNT	GPDW	PNT	EXIST	PNT	EXIST	EXIST	EXIST	---
208	OFFICE	VCT	VB	---	CMU/GPDW	PNT	GPDW	PNT	EXIST	PNT	EXIST	EXIST	EXIST	---
218	CLASSROOM	VCT	---	---	---	---	---	---	---	---	---	---	---	---
219	CLASSROOM	VCT	---	---	---	---	---	---	---	---	---	---	---	---
221	OMITTED	---	---	---	---	---	---	---	---	---	---	---	---	---
222	CONF.	CPT	WD-1	PNT	GPDW	PNT	GPDW	PNT	---	---	---	---	---	PNT BASE 2 MATCH GPDW
224	STAIR	SC-3	---	---	ICPL	ICPL	ICPL	ICPL	---	---	---	---	---	---
225	JANITOR CLOSET	SC-4	VB	---	GPDW	PNT	GPDW	PNT	GPDW	PNT	GPDW	PNT	---	SC-3 SLOPED SEE 01/A2.05
C201	STAIR	SC-2	---	---	CONC 2	---	---	---	---	---	---	---	---	---
C202	CORRIDOR	SC-3/MTL-1	---	---	---	---	---	---	---	---	---	---	---	RECESSED SS ENTRANCE MAT AT ENTRY
C206	CORRIDOR	SC-4	VB	---	GPDW	PNT	---	---	---	---	---	---	---	SEE A2.02 FOR EXTENT OF SC-4
C220	CORRIDOR	VCT	MTL/WD-2	---	---	---	---	---	---	---	---	---	---	SEE A1.02 FOR GPDW BULKHEAD LOCATION
T223A	WOMEN'S TOILET ROOM	CT-4	CT-5	---	CT-5	---	CT-5	---	CT-5	---	CT-5	---	---	---
T223B	MEN'S TOILET ROOM	CT-4	CT-5	---	CT-5	---	CT-5	---	CT-5	---	CT-5	---	---	---

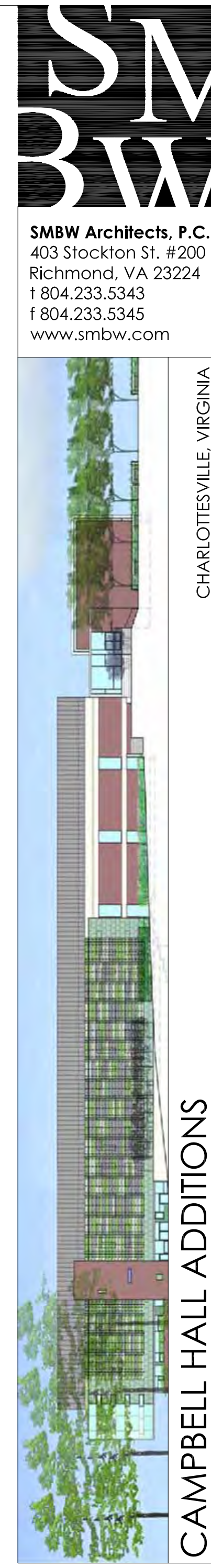
NOTE: SEE A1.01 FOR FINISH SCHEDULE KEY



01 EAST ADDITION SECOND FLOOR PLAN
A1.02 | A1.02 SCALE: 1/8"=1'-0"



02 SOUTH ADDITION SECOND FLOOR PLAN
A1.02 | A1.02 SCALE: 1/8"=1'-0" NOTE: ENLARGED PLAN 01/A2.05



CAMPBELL HALL ADDITIONS
CHARLOTTESVILLE, VIRGINIA

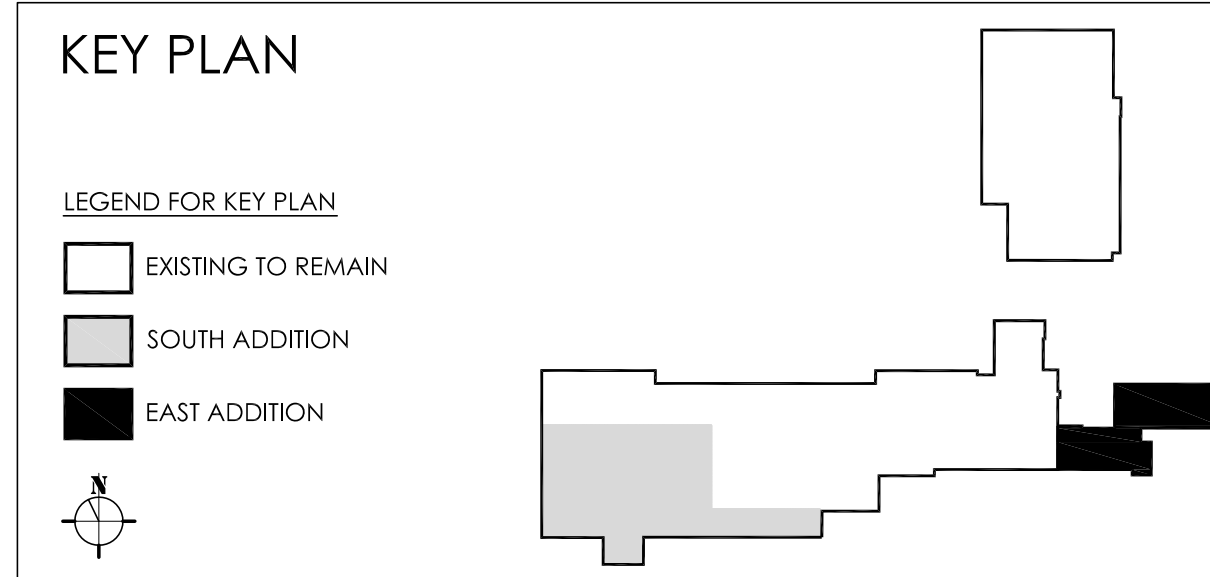
WITH:
WILLIAM SHERMAN & ASSOCIATES

W G CLARK ASSOCIATES ARCHITECTS
109 SECOND STREET SE
CHARLOTTESVILLE, VA 22902 434.872.9499


LEGEND
NO WORK - SEE FLOOR PLAN NOTE

NOTE
THIS RECORD DRAWING HAS BEEN PREPARED, IN PART, BASED UPON INFORMATION FURNISHED BY OTHERS. WHILE THIS INFORMATION IS BELIEVED TO BE RELIABLE, SMBW ARCHITECTS CANNOT ASSURE ITS ACCURACY, AND THIS IS NOT RESPONSIBLE FOR THE ACCURACY OF THIS RECORD DRAWING OR FOR ANY ERRORS OR OMISSIONS WHICH MAY HAVE BEEN INCORPORATED INTO IT AS A RESULT. THOSE RELYING ON THIS RECORD DOCUMENT ARE ADVISED TO OBTAIN INDEPENDENT VERIFICATION OF ITS ACCURACY BEFORE APPLYING IT FOR ANY PURPOSE.

FLOOR PLAN NOTE:
REF SHEETS FP.1.01 THROUGH FP.1.05 FOR AREAS OF EXISTING BUILDING NOT SHOWN ON THIS SHEET



CHA 20203
UNIVERSITY OF VIRGINIA
PROJ CODE: 207-15720
UNIVERSITY WORK
ORDER: 746552



revisions

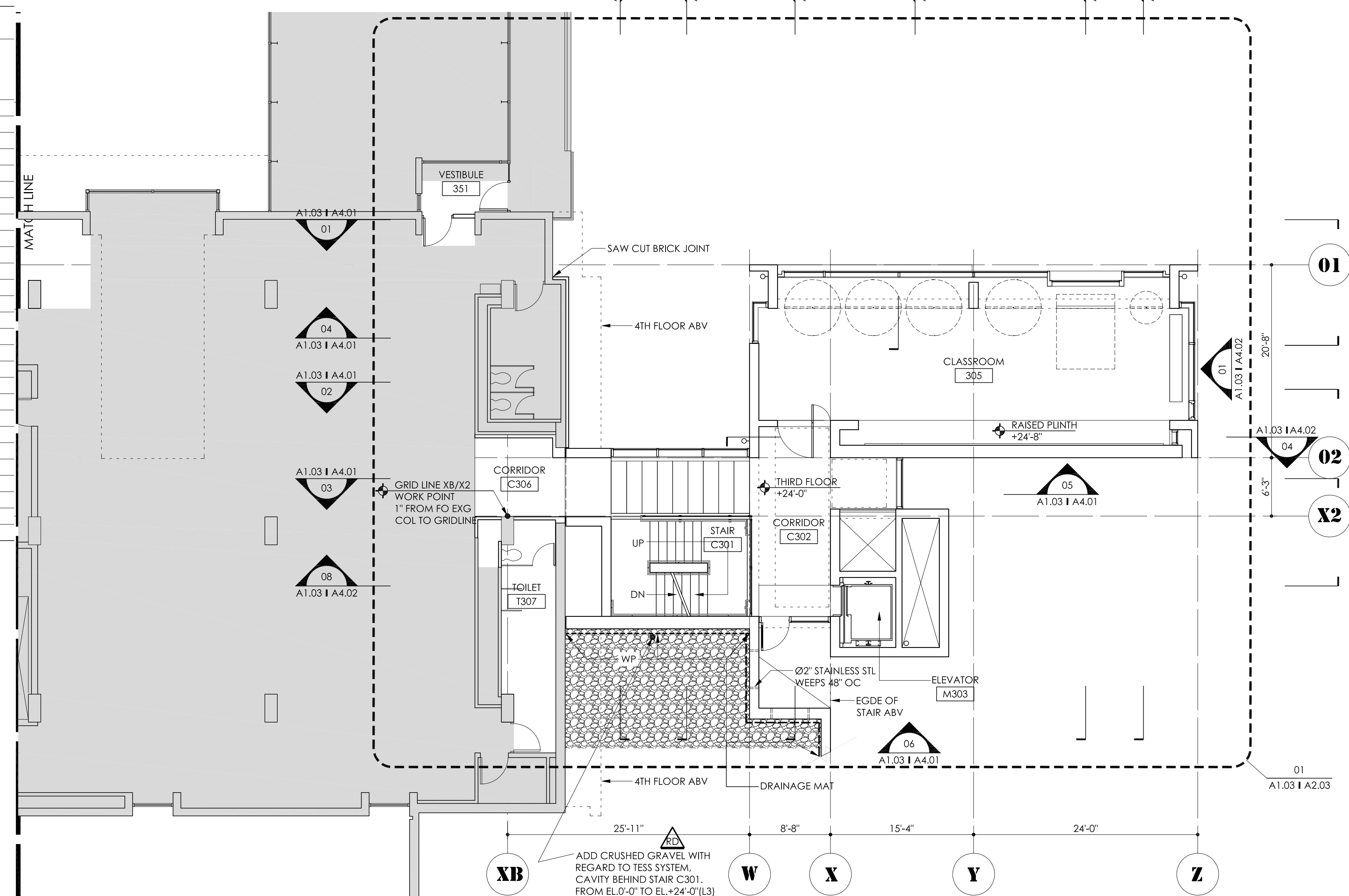
RECORD DRAWINGS	03-01-09
24 JAN 06	drawn AC / YU
1/8"=1'-0"	checked RAW
	revised BMW

SECOND FLOOR PLAN

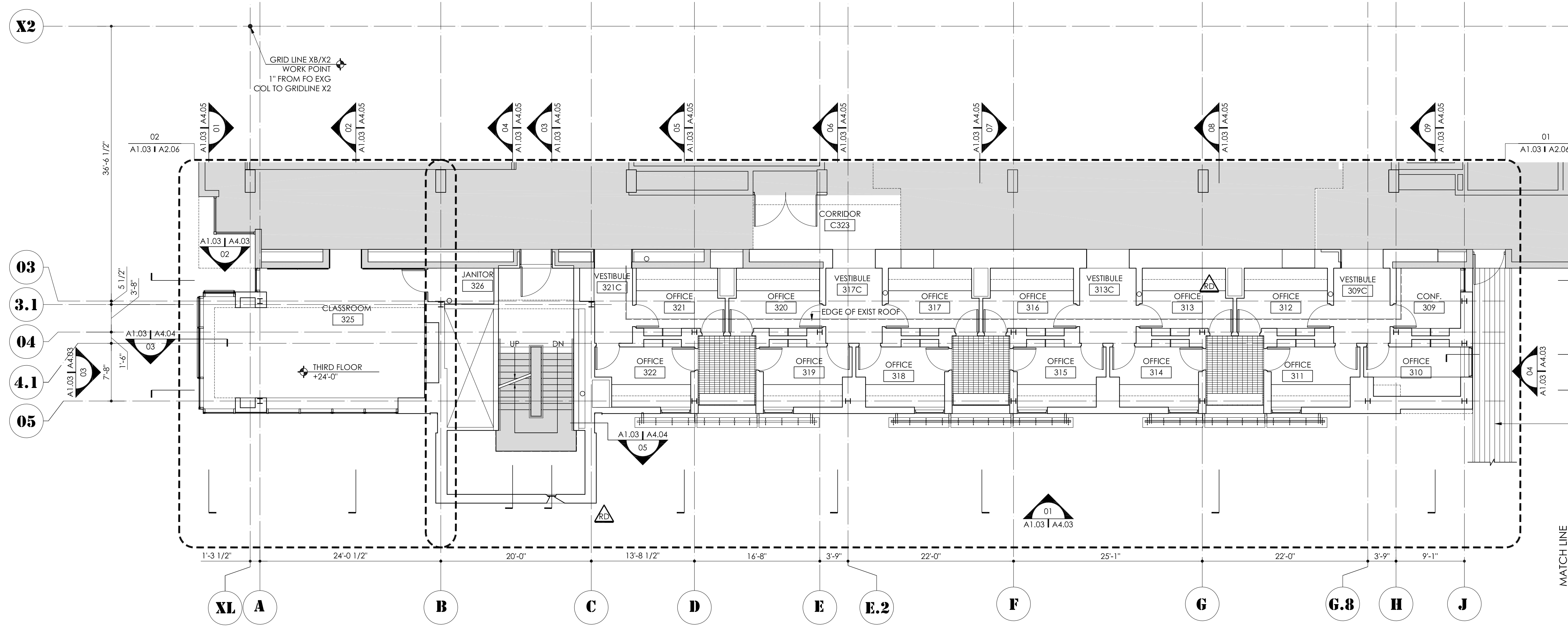
A1.02

FINISH SCHEDULE

ROOM NUMBER	ROOM NAME	FLOOR	BASE		WALLS NORTH		EAST		SOUTH		WEST		CEILING		REMARKS
			MATERIAL	FINISH	MATERIAL	FINISH	MATERIAL	FINISH	MATERIAL	FINISH	MATERIAL	FINISH	MATERIAL	FINISH	
305	CLASSROOM	SC-3													
309	CONF.	SC-1	WD-2	CLEAR	EXIST		GPDW/WD	PNT/CLEAR	GPDW/WD	PNT/CLEAR	GPDW/WD	PNT/CLEAR	WD-2	CLR	
309C	VESTIBULE	SC-1	WD-2	CLEAR	EXIST		GPDW/WD	PNT/CLEAR	GPDW/WD	PNT/CLEAR	GPDW/WD	PNT/CLEAR	ACT		
310	OFFICE	SC-1	WD-2	CLEAR	GPDW/WD	PNT/CLEAR	GPDW/WD	PNT/CLEAR	GPDW/WD	PNT/CLEAR	GPDW/WD	PNT/CLEAR	ACT		ALL WD CLEAR FINISH
311	OFFICE	SC-1	WD-2	CLEAR	GPDW/WD	PNT/CLEAR	GPDW/WD	PNT/CLEAR	GPDW/WD	PNT/CLEAR	GPDW/WD	PNT/CLEAR	ACT		
312	OFFICE	SC-1	WD-2	CLEAR	GPDW/WD	PNT/CLEAR	GPDW/WD	PNT/CLEAR	GPDW/WD	PNT/CLEAR	GPDW/WD	PNT/CLEAR	ACT		
313C	VESTIBULE	SC-1	WD-2	CLEAR	GPDW/WD	PNT/CLEAR	GPDW/WD	PNT/CLEAR	GPDW/WD	PNT/CLEAR	GPDW/WD	PNT/CLEAR	ACT		
314	OFFICE	SC-2	WD-2	CLEAR	EXIST		GPDW/WD	PNT-/CLEAR	GPDW/WD	PNT/CLEAR	GPDW/WD	PNT/CLEAR	ACT		ALL WD CLEAR FINISH
315	OFFICE	SC-1	WD-2	CLEAR	GPDW/WD	PNT/CLEAR	GPDW/WD	PNT/CLEAR	GPDW/WD	PNT/CLEAR	GPDW/WD	PNT/CLEAR	ACT		ALL WD CLEAR FINISH
316	OFFICE	SC-1	WD-2	CLEAR	GPDW/WD	PNT/CLEAR	GPDW/WD	PNT/CLEAR	GPDW/WD	PNT/CLEAR	GPDW/WD	PNT/CLEAR	ACT		ALL WD CLEAR FINISH
317	OFFICE	SC-1	WD-2	CLEAR	GPDW/WD	PNT/CLEAR	GPDW/WD	PNT/CLEAR	GPDW/WD	PNT/CLEAR	GPDW/WD	PNT/CLEAR	ACT		
317C	VESTIBULE	SC-1	WD-2	CLEAR	EXIST		GPDW/WD	PNT/CLEAR	GPDW/WD	PNT/CLEAR	GPDW/WD	PNT/CLEAR	ACT		
318	OFFICE	SC-1	WD-2	CLEAR	GPDW/WD	PNT/CLEAR	GPDW/WD	PNT/CLEAR	GPDW/WD	PNT/CLEAR	GPDW/WD	PNT/CLEAR	ACT		ALL WD CLEAR FINISH
319	OFFICE	SC-1	WD-2	CLEAR	EXIST		GPDW/WD	PNT/CLEAR	GPDW/WD	PNT/CLEAR	GPDW/WD	PNT/CLEAR	ACT		ALL WD CLEAR FINISH
320	OFFICE	SC-1	WD-2	CLEAR	EXIST		GPDW/WD	PNT/CLEAR	GPDW/WD	PNT/CLEAR	GPDW/WD	PNT/CLEAR	ACT		
321	OFFICE	SC-1	WD-2	CLEAR	EXIST		GPDW/WD	PNT/CLEAR	GPDW/WD	PNT/CLEAR	GPDW/WD	PNT/CLEAR	ACT		
321C	VESTIBULE	SC-1	WD-2	CLEAR	EXIST		GPDW/WD	PNT/CLEAR	GPDW/WD	PNT/CLEAR	GPDW/WD	PNT/CLEAR	ACT		
322	OFFICE	SC-1	WD-2	CLEAR	EXIST		GPDW/WD	PNT/CLEAR	GPDW/WD	PNT/CLEAR	GPDW/WD	PNT/CLEAR	ACT		
325	CLASSROOM	SC-1	WD-2	CLEAR	EXIST		GPDW/WD	PNT/CLEAR	GPDW/WD	PNT/CLEAR			ACT/GPDW	---/PNT	SEE R.C.P. 02/A11.03 FOR CEILING INFO.
326	JANITOR	SC-1	VB		EXIST.		GPDW	PNT	GPDW	PNT	GPDW	PNT	GPDW	PNT	GPDW CUT TREATED & USE IN WET LOCATIONS
351	VESTIBULE	VCT	EXIST.			EXIST.			EXIST.		EXIST.		EXIST.		
C301	STAIR	SC-2							CONC 2		CONC 2				
C302	CORRIDOR	SC-3/MTL-1											PWD/GPDW	CLR/PNT	RECESSED SS ENTRANCE MAT AT ENTRY
C304	CORRIDOR	VCT	EXIST.		EXIST.				EXIST.				WD-2		
C323	CORRIDOR	VCT	WD-1	PNT	GPDW	PNT			GPDW	PNT			WD-1/MTL-3		REF. A11.05 FOR CLG INFO.
M303	ELEVATOR	SC-1			CONC 1		CONC 1		CONC 1						
T307	TOILET	CT-1	CT-1		CT-1		CT-1		CT-1				EXIST	EXIST	CT-1 AREA OF NEW WORK ONLY



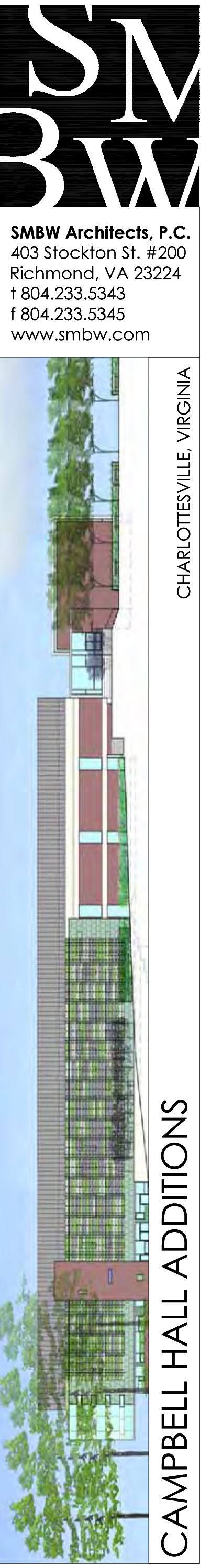
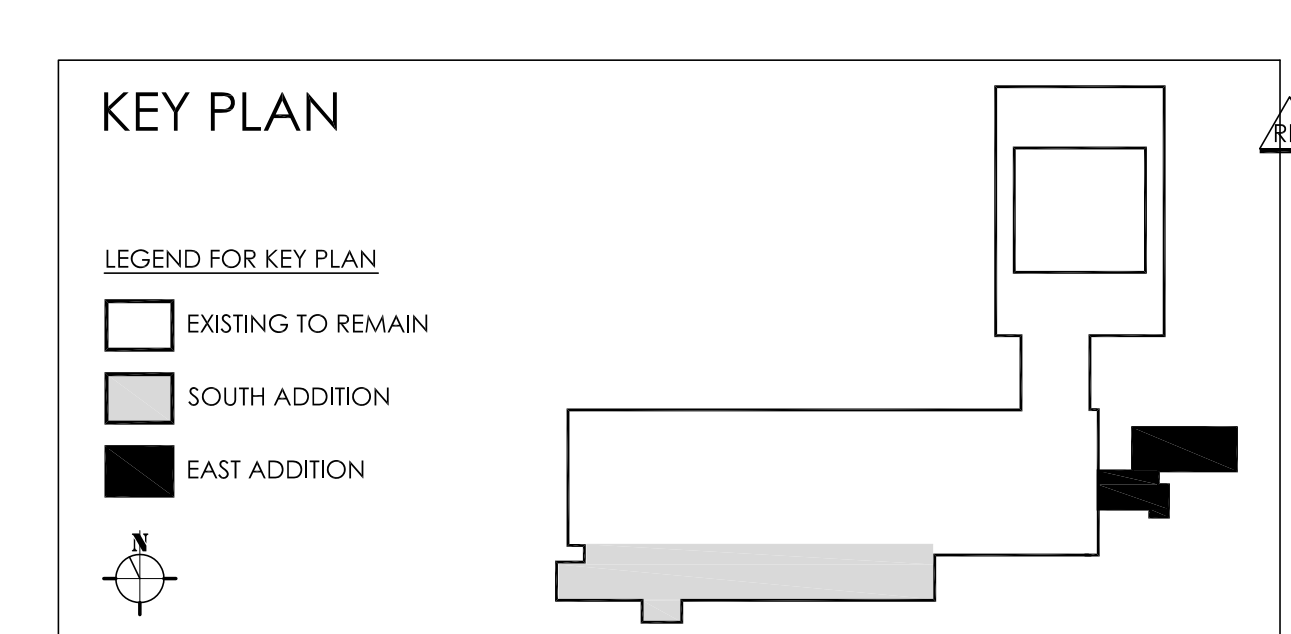
01 EAST ADDITION THIRD FLOOR PLAN
 A1.03 | A1.03 SCALE: 1/8"=1'-0"



02 SOUTH ADDITION THIRD FLOOR PLAN
 A1.03 | A1.03 SCALE: 1/8"=1'-0"

NOTE
 THIS RECORD DRAWING HAS BEEN PREPARED, IN PART, BASED UPON INFORMATION FURNISHED BY OTHERS. WHILE THIS INFORMATION IS BELIEVED TO BE RELIABLE, SMBW ARCHITECTS CANNOT ASSURE ITS ACCURACY, AND THIS IS NOT RESPONSIBLE FOR THE ACCURACY OF THIS RECORD DRAWING OR FOR ANY ERRORS OR OMISSIONS WHICH MAY HAVE BEEN INCORPORATED INTO IT AS A RESULT. THOSE RELYING ON THIS RECORD DOCUMENT ARE ADVISED TO OBTAIN INDEPENDENT VERIFICATION OF ITS ACCURACY BEFORE APPLYING IT FOR ANY PURPOSE.

FLOOR PLAN NOTE:
 REF SHEETS FP.1.01 THROUGH FP.1.05 FOR AREAS OF EXISTING BUILDING NOT SHOWN ON THIS SHEET



WITH:
 WILLIAM SHERMAN & ASSOCIATES

W G CLARK ASSOCIATES ARCHITECTS
 109 SECOND STREET SE
 CHARLOTTEVILLE, VA 22902 434.872.9499

LEGEND
 NO WORK - SEE FLOOR PLAN NOTE

CHA 20203
 UNIVERSITY OF VIRGINIA
 PROJ CODE: 207-15720
 UNIVERSITY WORK
 ORDER: 746552

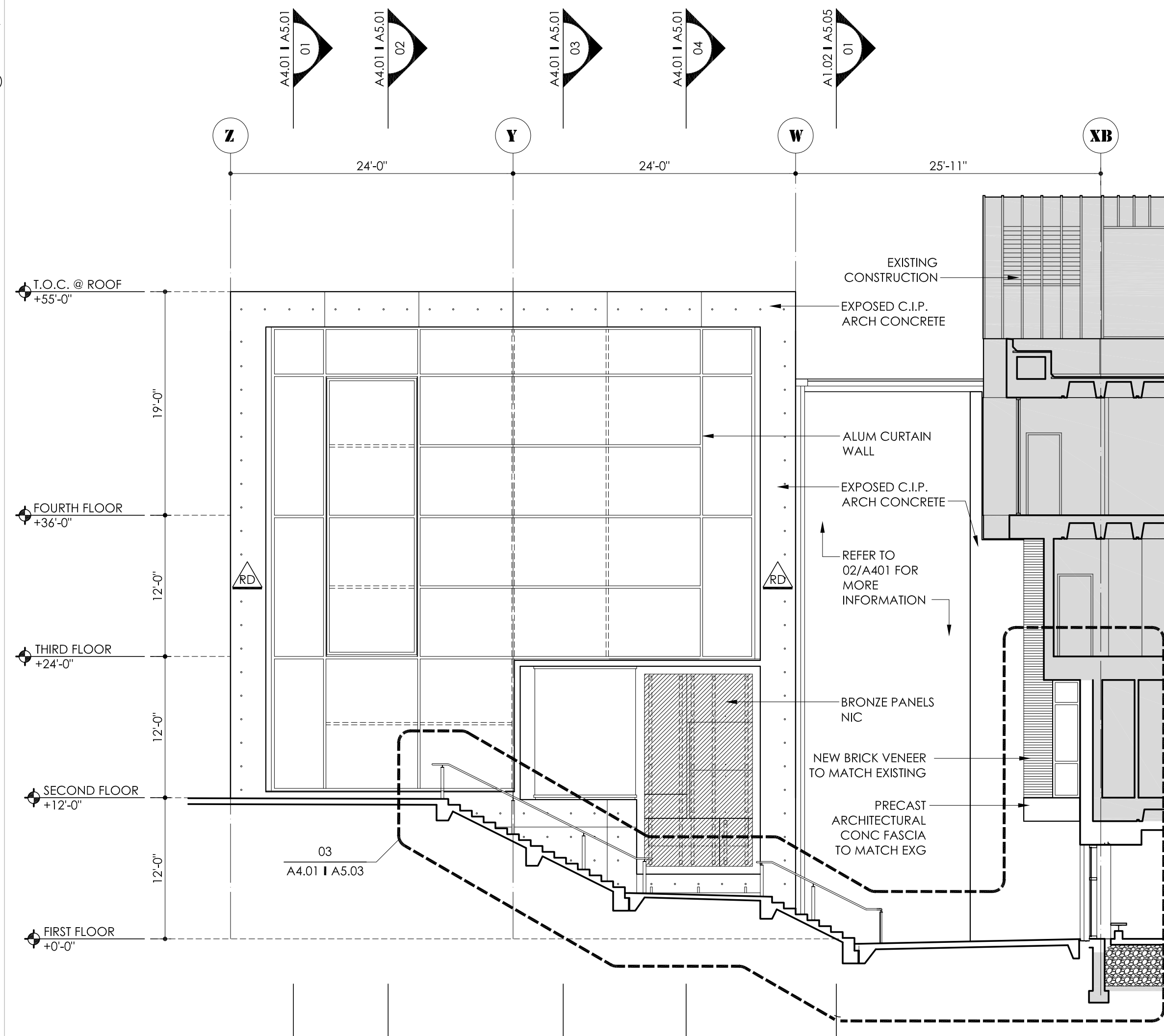


revisions

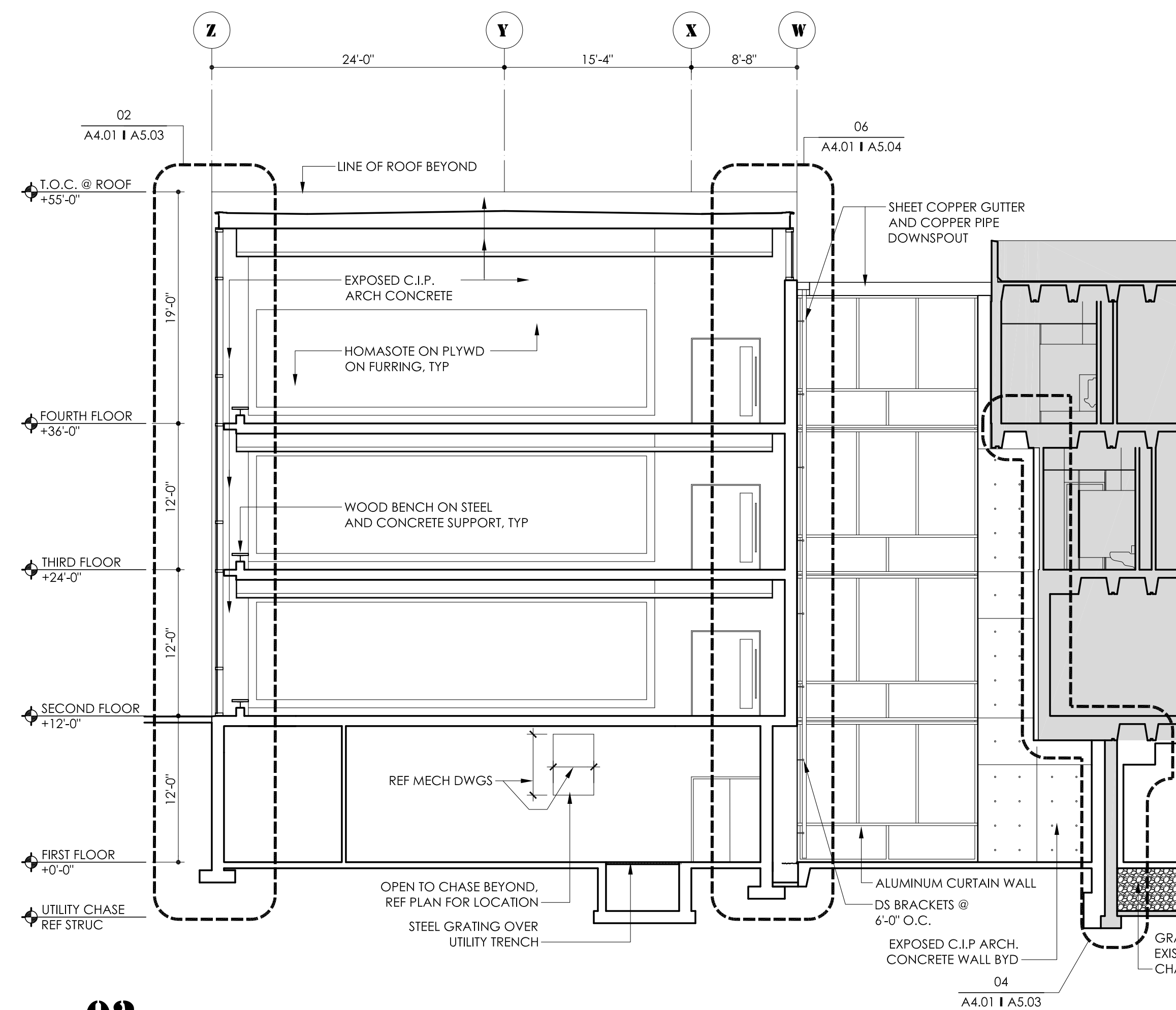
NO.	DATE	BY	DESCRIPTION
1	24 JAN 06	AC / YU	RECORD DRAWINGS
2	1/8"=1'-0"	RAW	03-01-09
3		BMW	

THIRD FLOOR PLAN

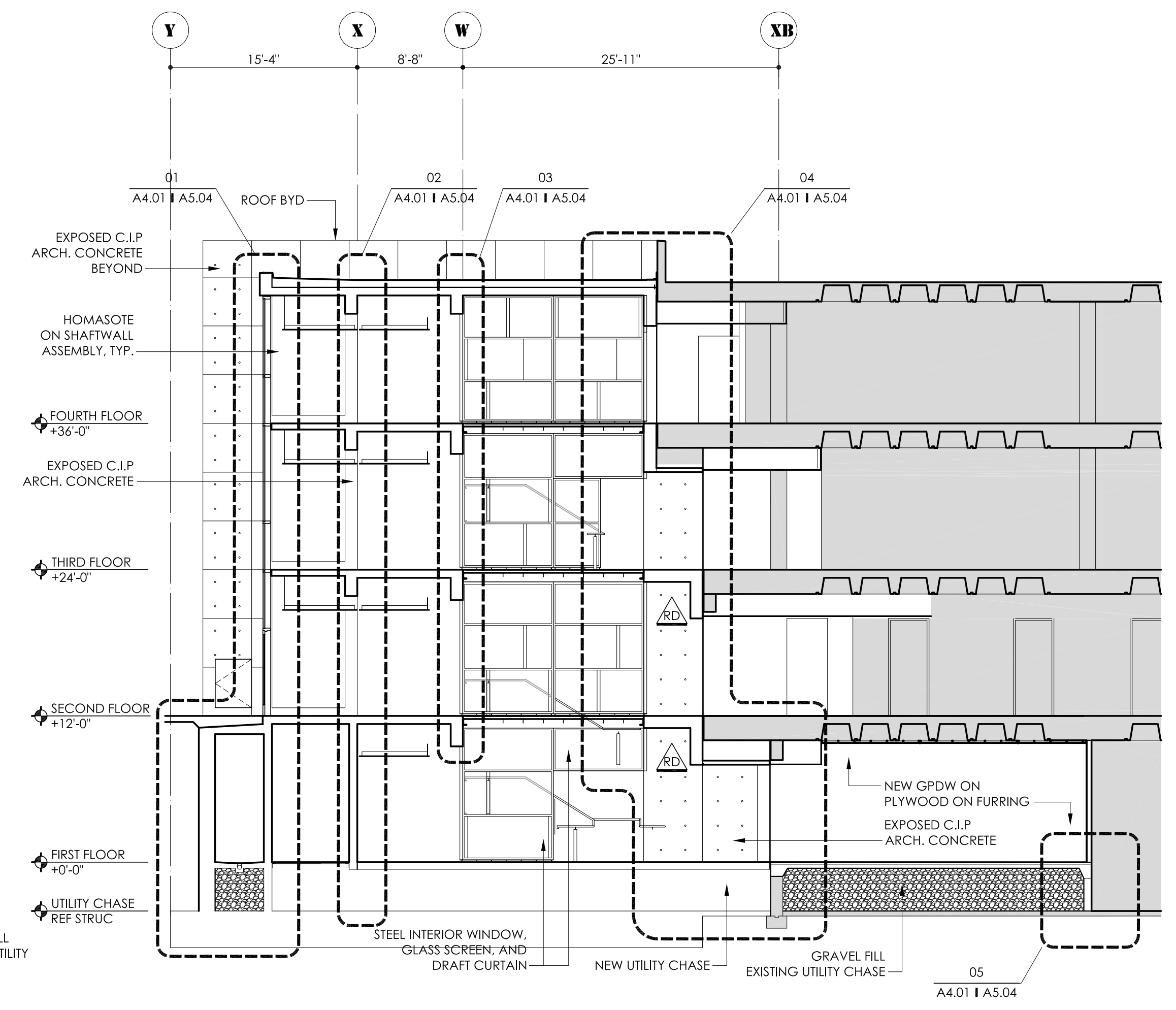
A1.03



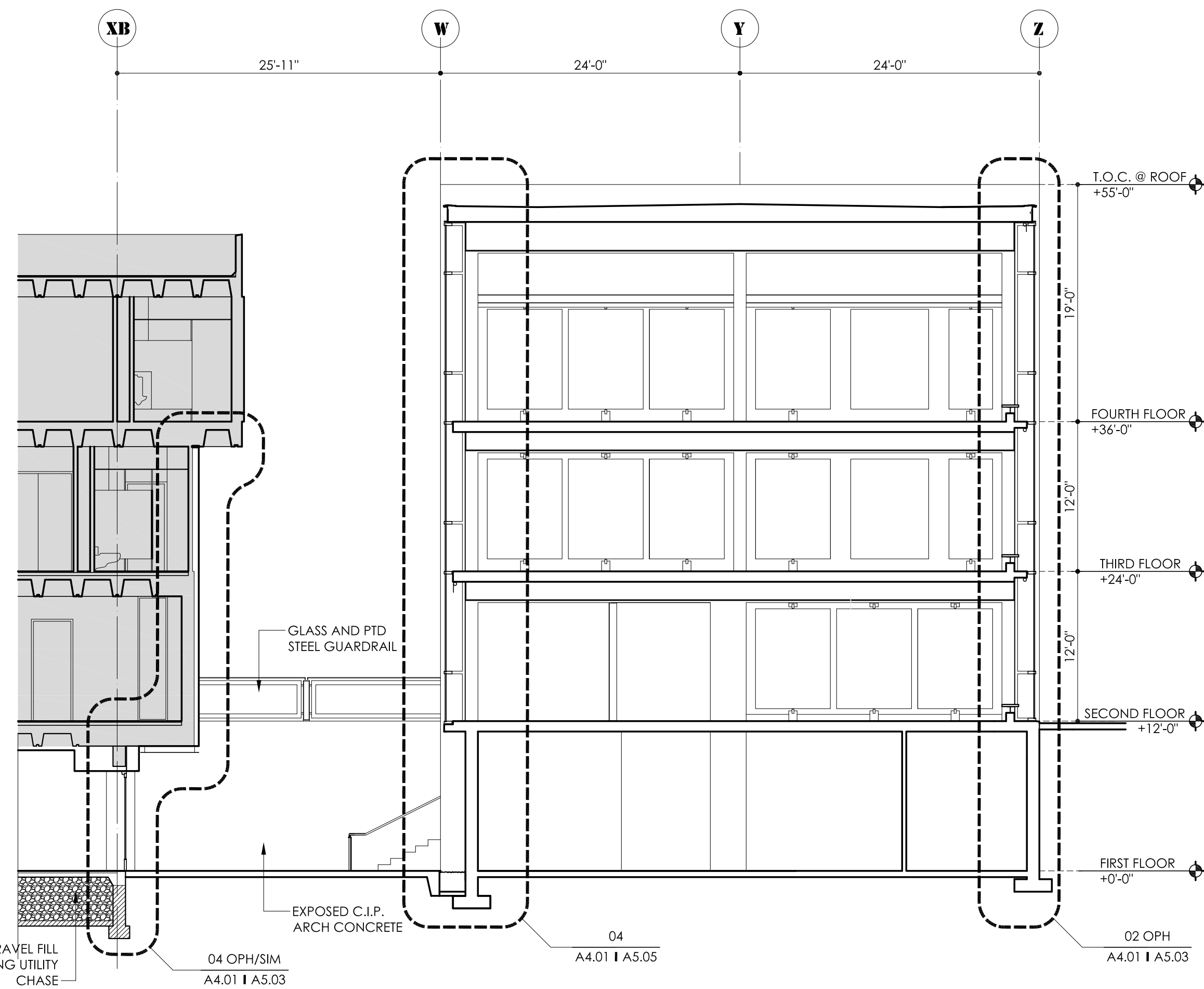
01 E: NORTH ELEVATION
A1.02 I A4.01 SCALE:1/8"=1'-0"



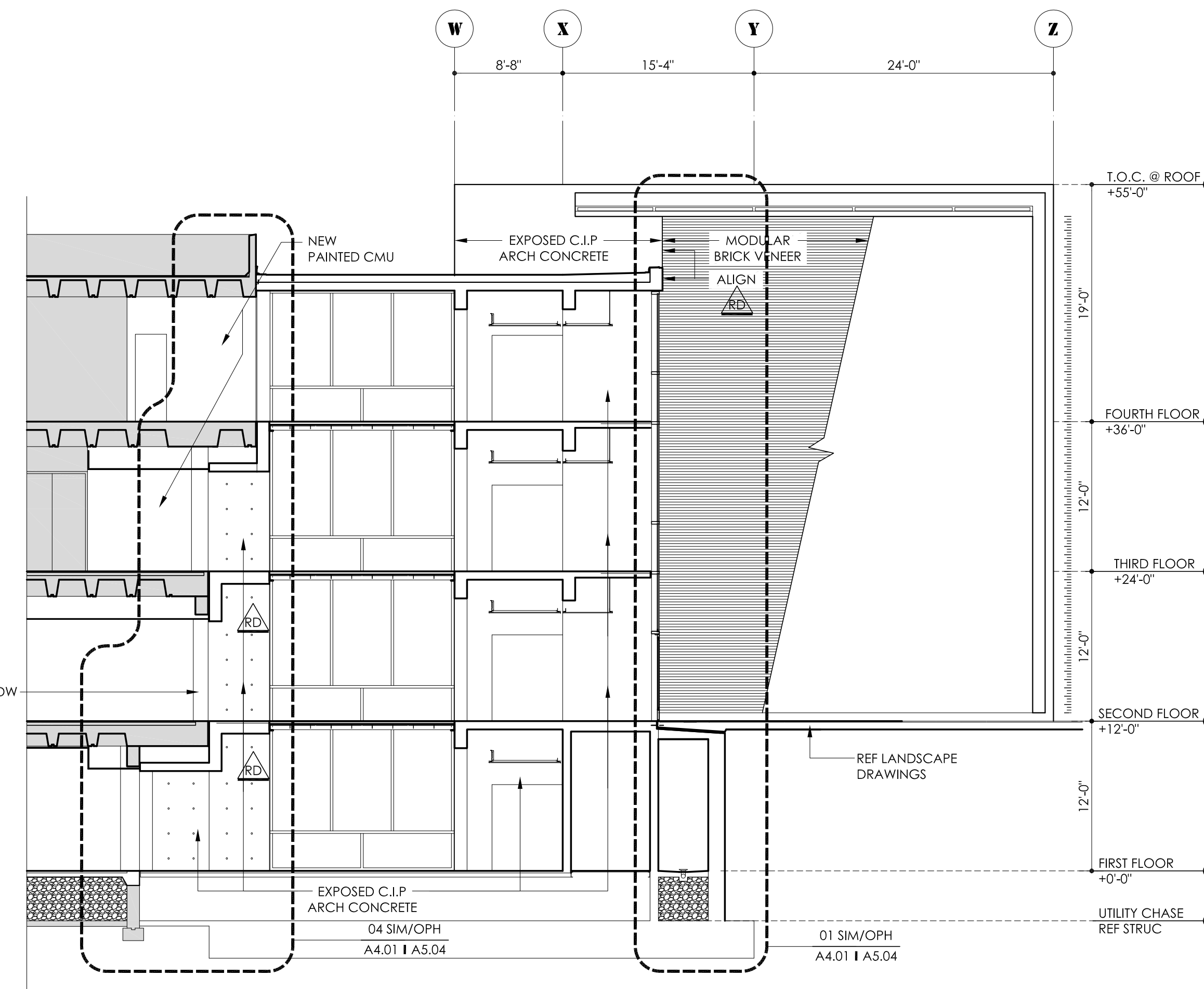
02 E: BUILDING SECTION
A1.02 I A4.01 SCALE:1/8"=1'-0"



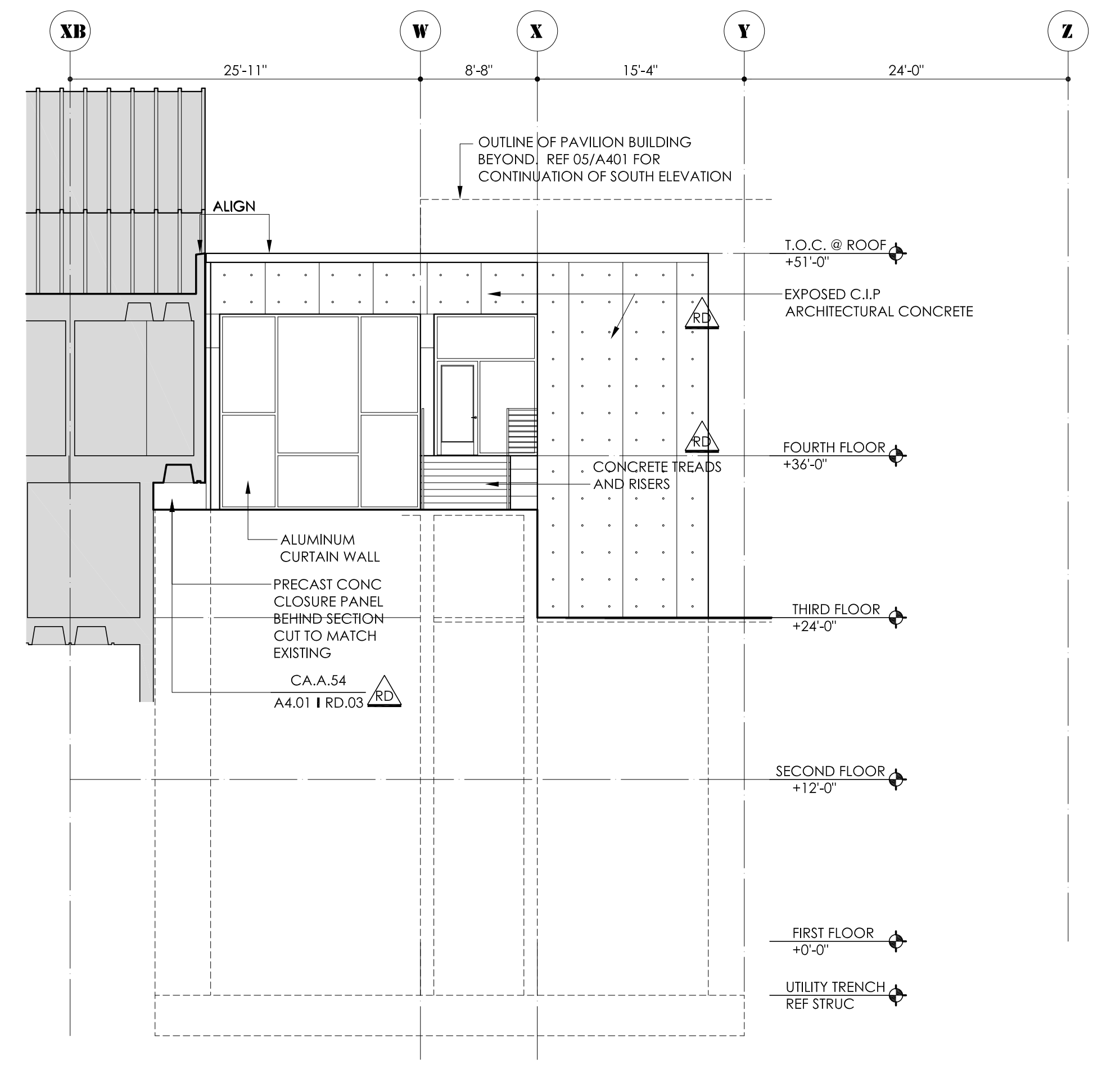
03 E: BUILDING SECTION
A1.02 I A4.01 SCALE:1/8"=1'-0"



04 E: BUILDING SECTION
A1.02 I A4.01 SCALE:1/8"=1'-0"



05 E: PARTIAL SOUTH ELEVATION
A1.02 I A4.01 SCALE:1/8"=1'-0"



06 E: PARTIAL SOUTH ELEVATION
A1.04 I A4.01 SCALE:1/8"=1'-0"

NOTE
THIS RECORD DRAWING HAS BEEN PREPARED, IN PART, BASED UPON INFORMATION FURNISHED BY OTHERS. WHILE THIS INFORMATION IS BELIEVED TO BE RELIABLE, SMBW ARCHITECTS CANNOT ASSURE ITS ACCURACY, AND THIS IS NOT RESPONSIBLE FOR THE ACCURACY OF THIS RECORD DRAWING OR FOR ANY ERRORS OR OMISSIONS WHICH MAY HAVE BEEN INCORPORATED INTO IT AS A RESULT. THOSE RELYING ON THIS RECORD DOCUMENT ARE ADVISED TO OBTAIN INDEPENDENT VERIFICATION OF ITS ACCURACY BEFORE APPLYING IT FOR ANY PURPOSE.



SMBW Architects, P.C.
403 Stockton St. #200
Richmond, VA 23224
t 804.233.5343
f 804.233.5345
www.smbw.com



CAMPBELL HALL ADDITIONS
CHARLOTTESVILLE, VIRGINIA

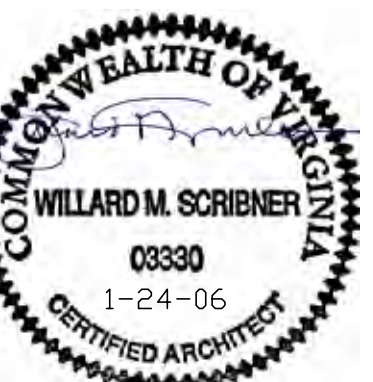
WITH:
WILLIAM SHERMAN & ASSOCIATES

W G CLARK ASSOCIATES
A R C H I T E C T S
109 SECOND STREET SE
CHARLOTTESVILLE, VA
22902 434.872.9499

LEGEND
EXISTING CONSTRUCTION

CHA 20203

UNIVERSITY OF VIRGINIA
PROJ CODE: 207-15720
UNIVERSITY WORK
ORDER: 746552

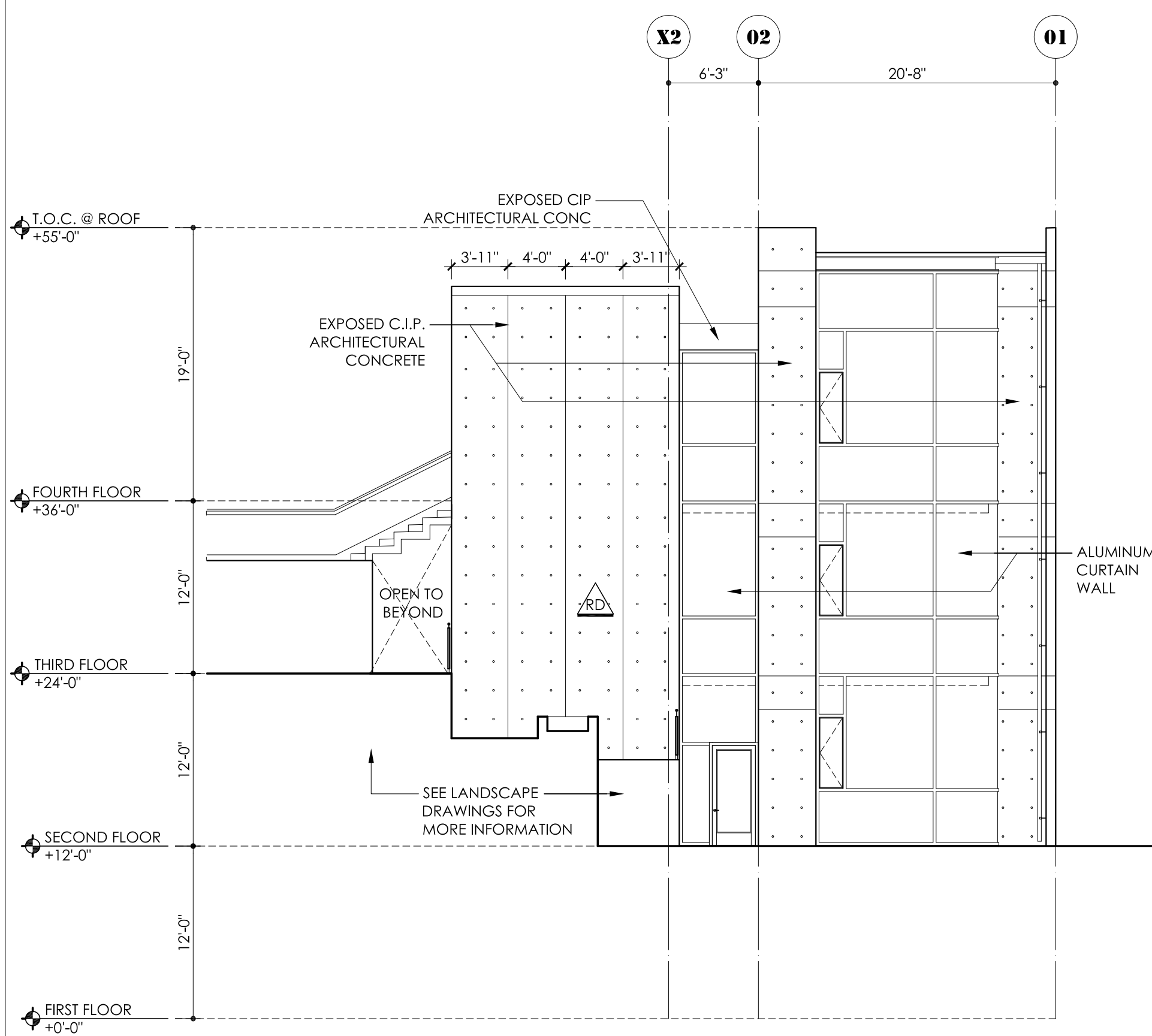


REVISIONS
RECORD DRAWINGS
03-01-09

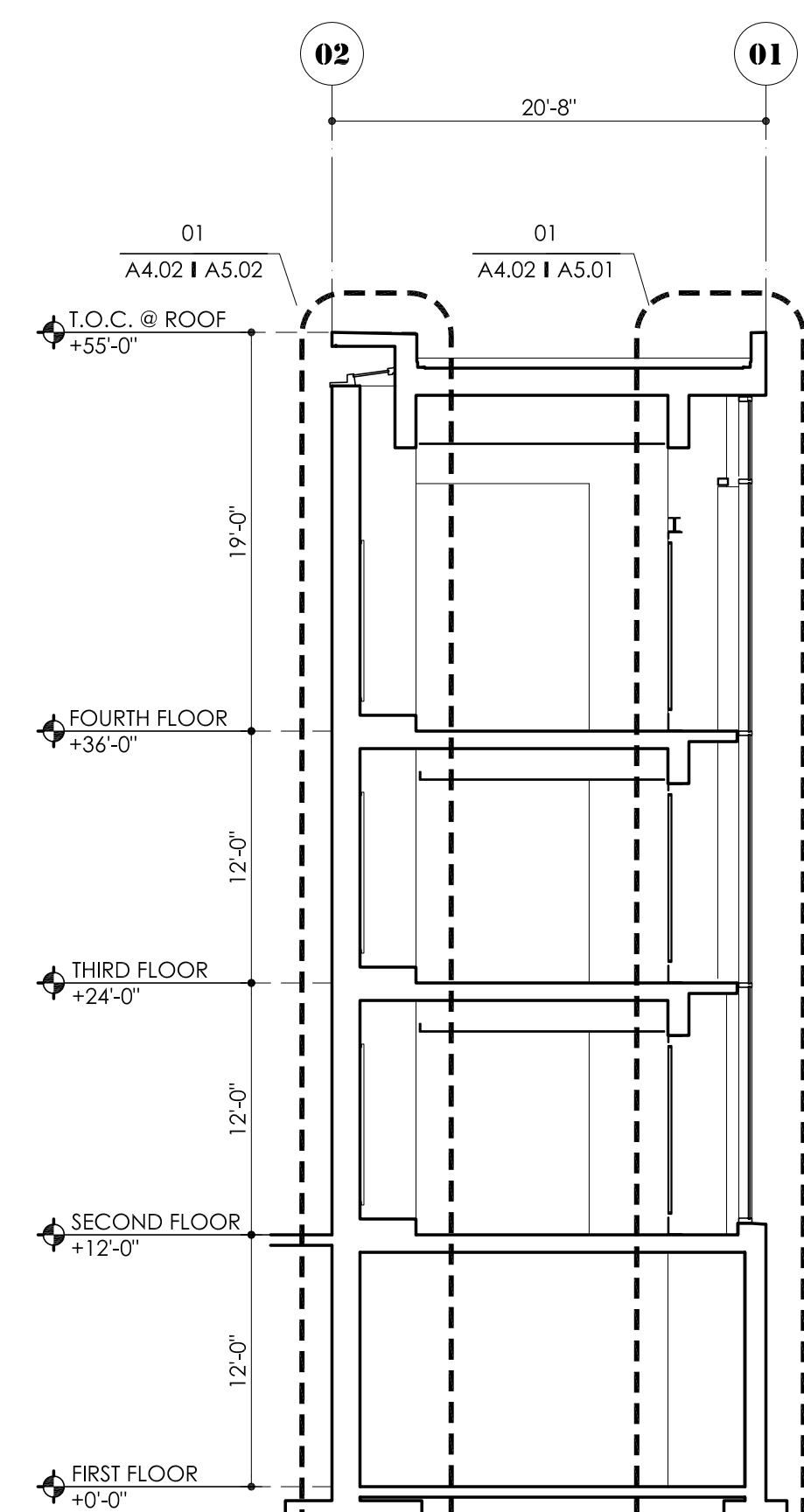
24 JAN 06 drawn YU
checked RAW
1/8"=1'-0" reviewed BMW

E: ELEVATIONS & BLDG SECTIONS

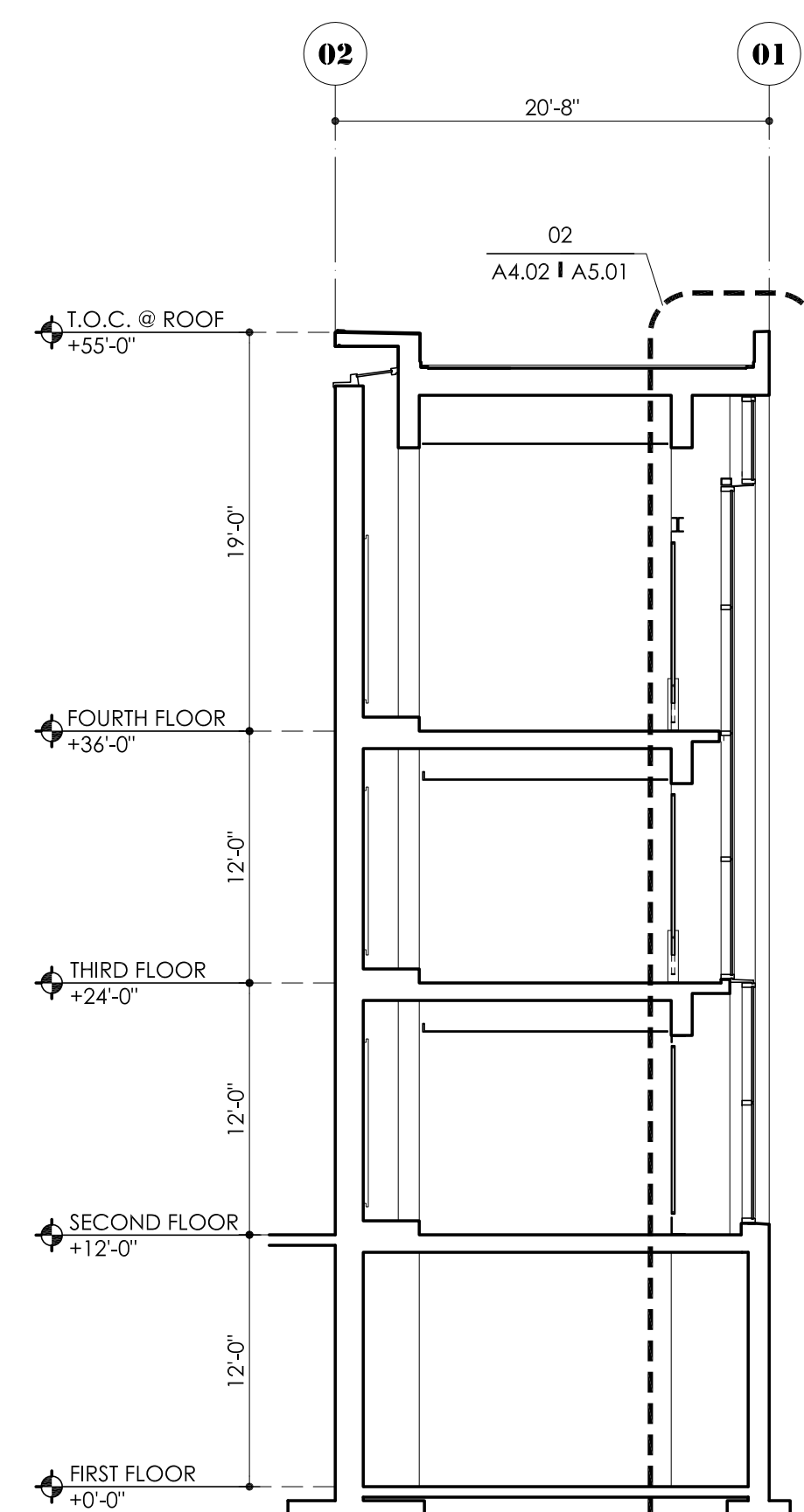
A4.01



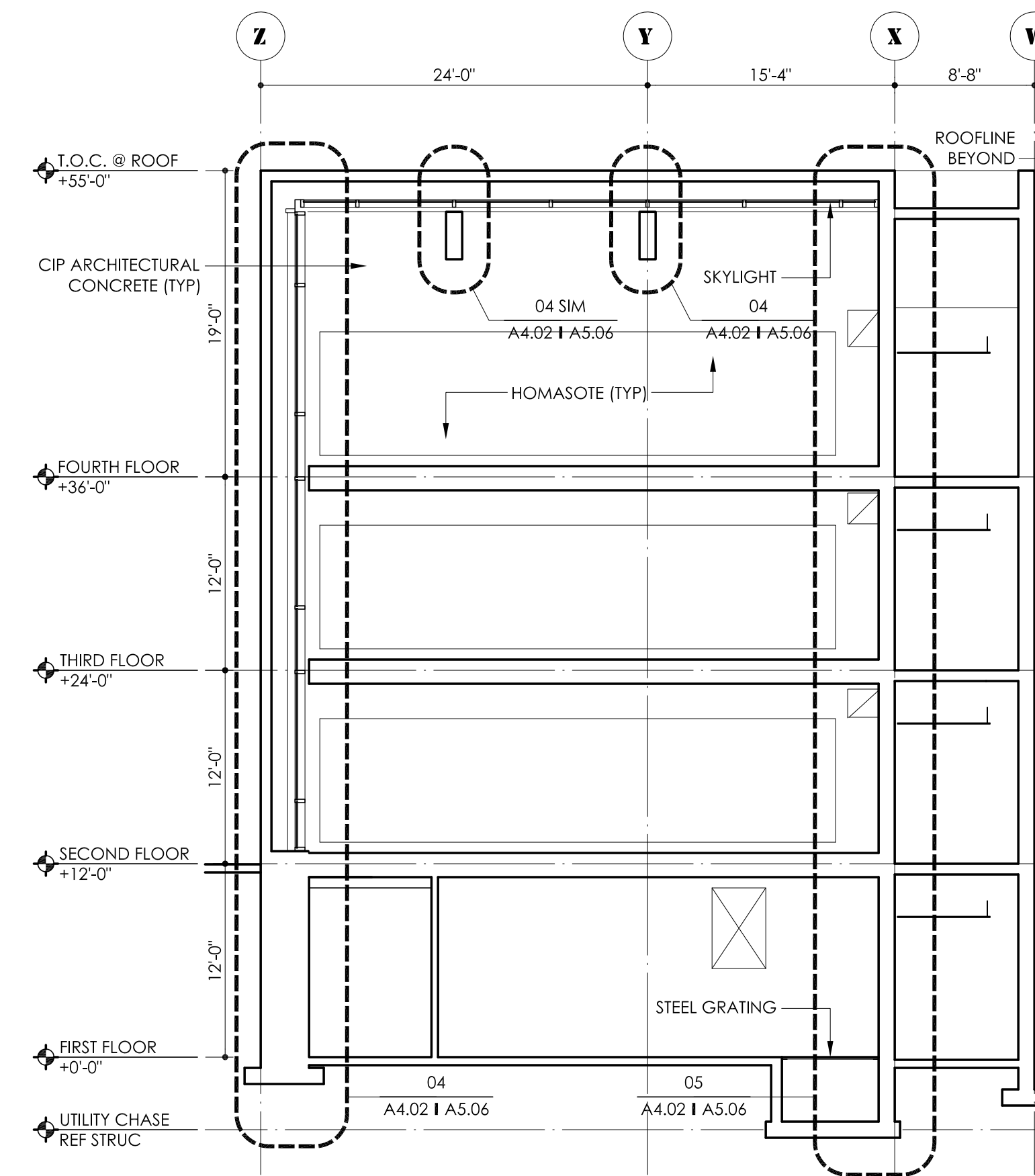
01 E: EAST ELEVATION
 A1.02 | A4.02 SCALE: 1/8"=1'-0"



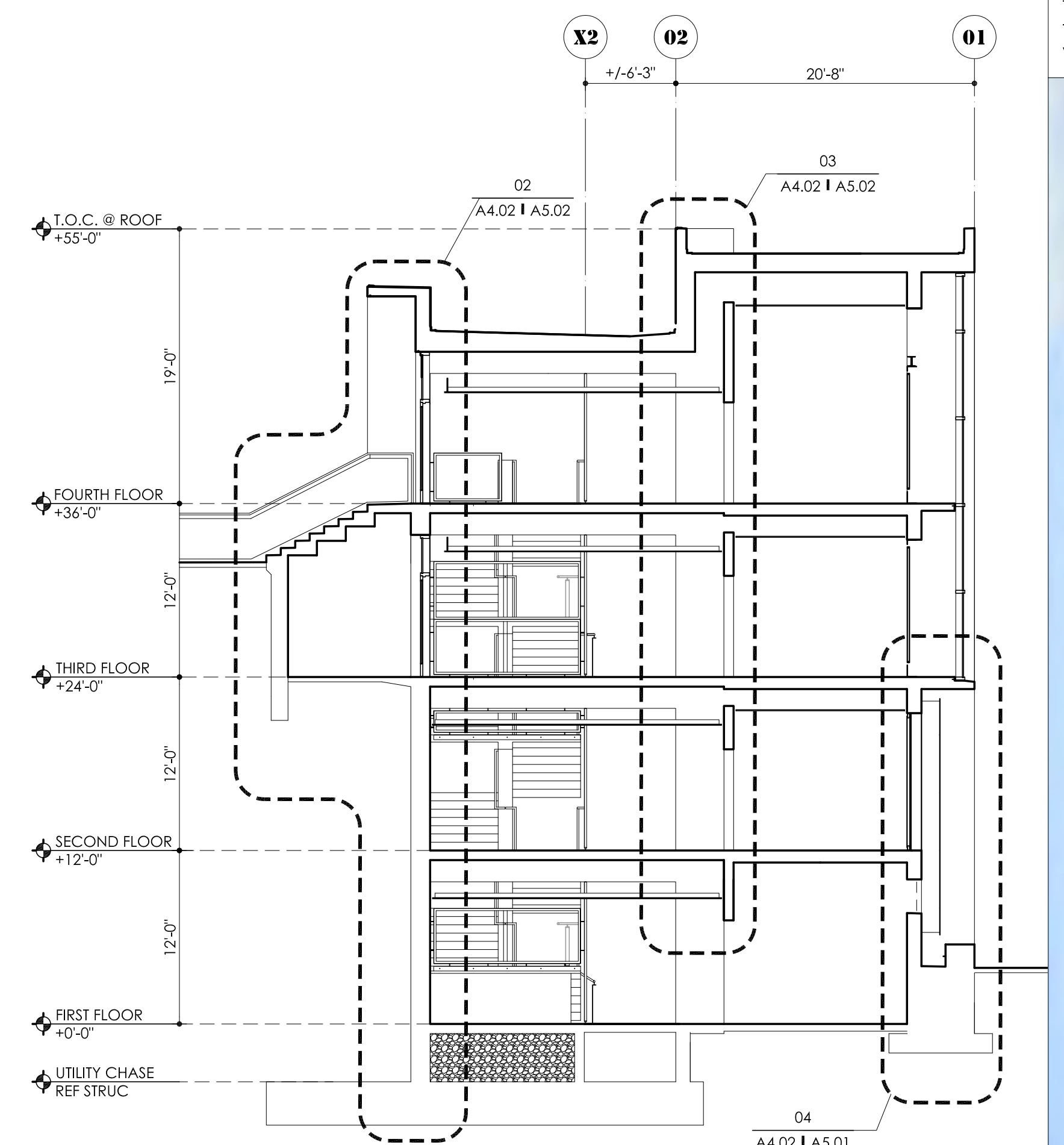
02 E: BUILDING SECTION
 A1.02 | A4.02 SCALE: 1/8"=1'-0"



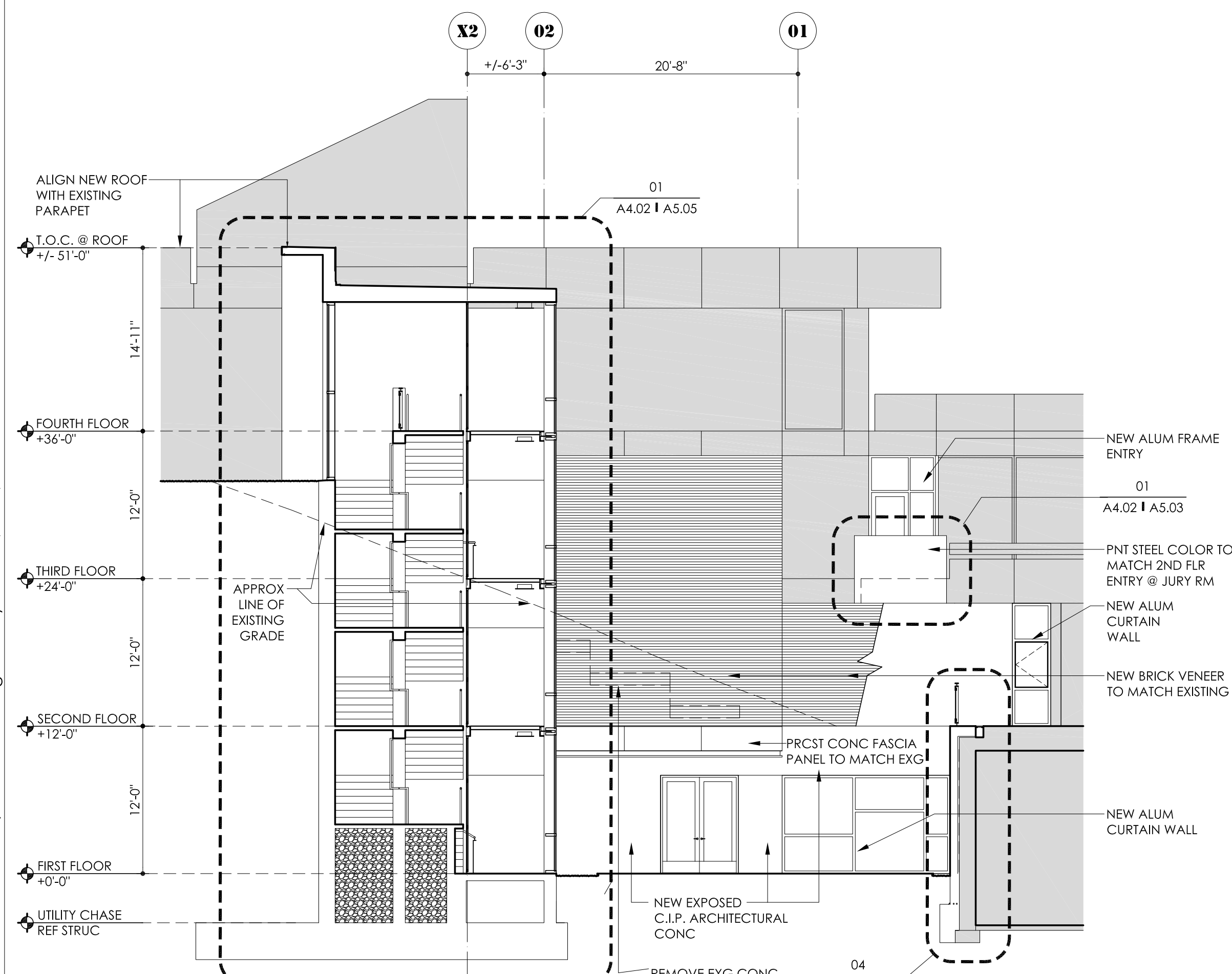
03 E: BUILDING SECTION
 A1.02 | A4.02 SCALE: 1/8"=1'-0"



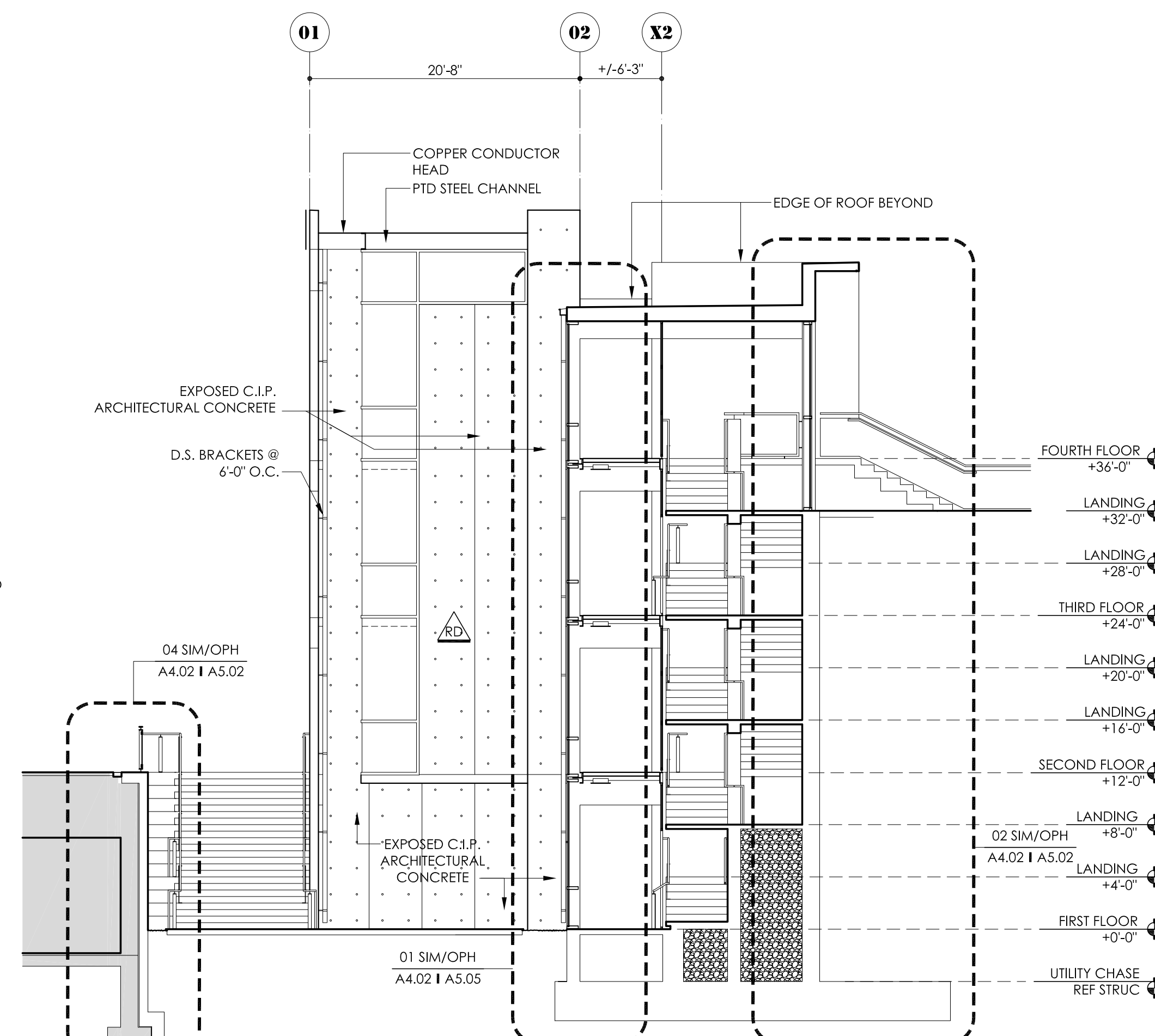
04 E: BUILDING SECTION
 A1.02 | A4.02 SCALE: 1/8"=1'-0"



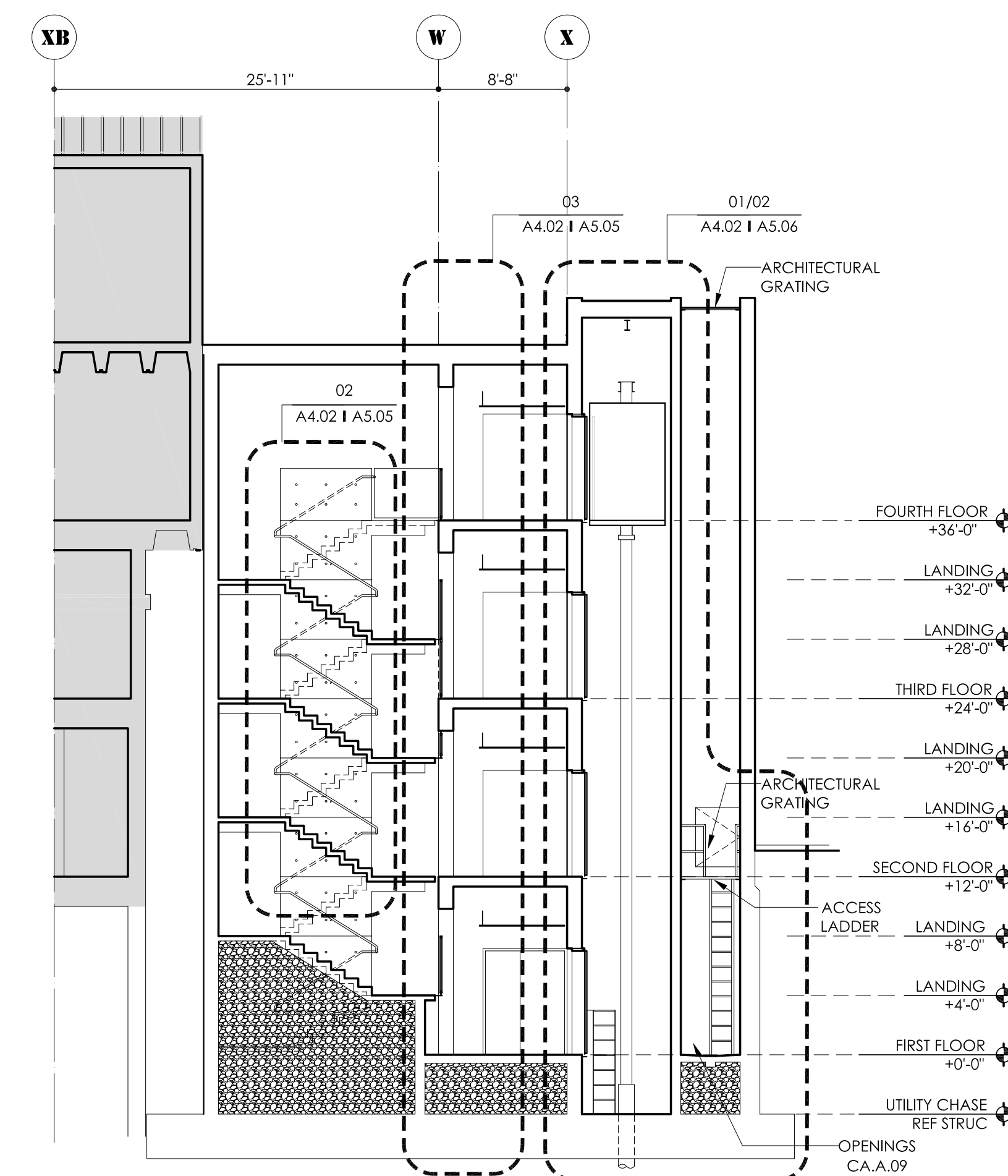
05 E: BUILDING SECTION
 A1.02 | A4.02 SCALE: 1/8"=1'-0"



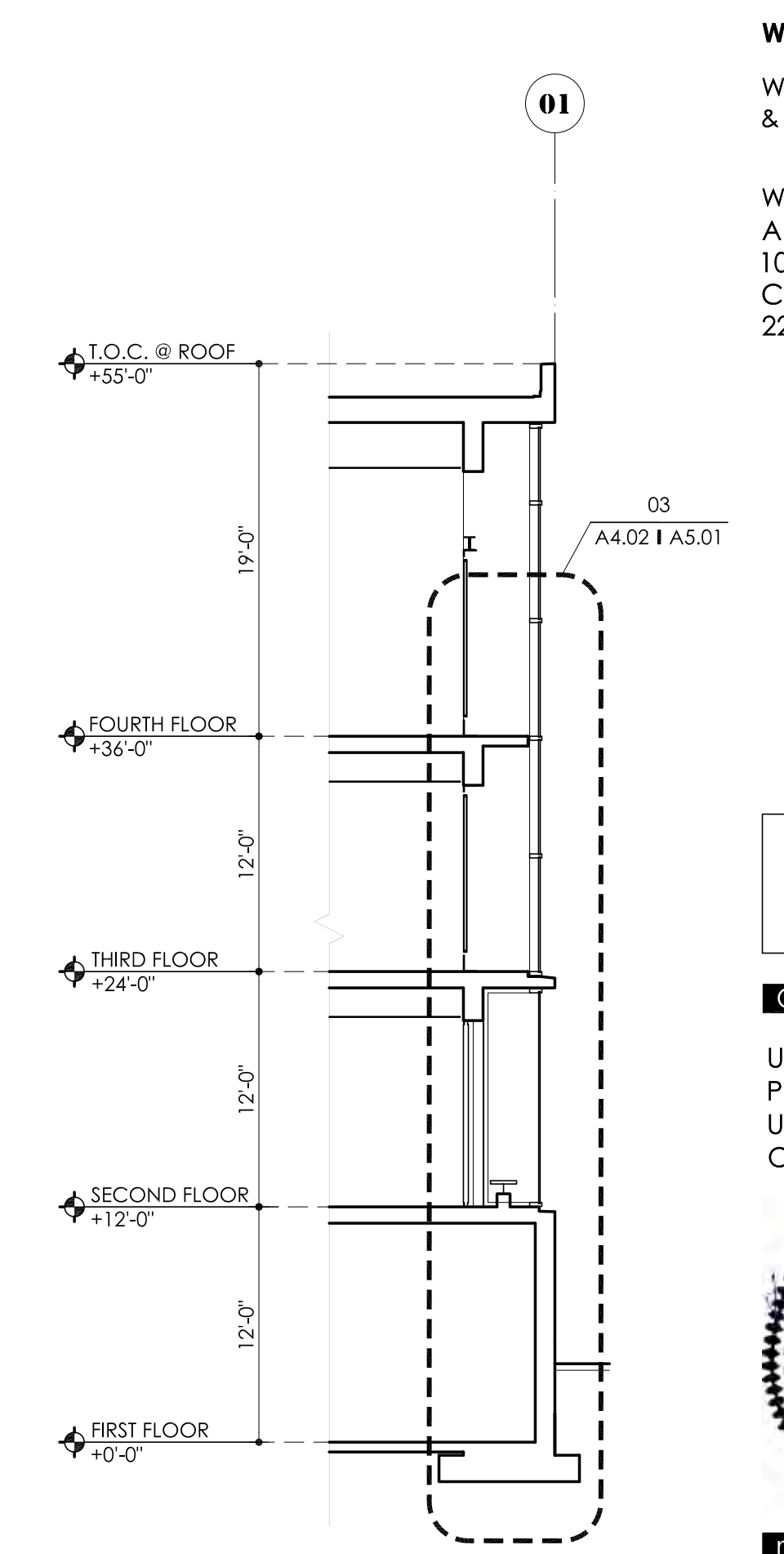
06 E: BUILDING SECTION
 A1.02 | A4.02 SCALE: 1/8"=1'-0"



07 E: WEST ELEVATION
 A1.02 | A4.02 SCALE: 1/8"=1'-0"



08 E: BUILDING SECTION
 A1.02 | A4.02 SCALE: 1/8"=1'-0"



09 E: BUILDING SECTION
 A1.02 | A4.02 SCALE: 1/8"=1'-0"



CAMPBELL HALL ADDITIONS
 CHARLOTTESVILLE, VIRGINIA

WITH:
 WILLIAM SHERMAN & ASSOCIATES
 W G CLARK ASSOCIATES
 ARCHITECTS
 109 SECOND STREET SE
 CHARLOTTESVILLE, VA
 22902 434.872.9499

LEGEND
 EXISTING CONSTRUCTION
 NEW CONSTRUCTION

CHA 20203
 UNIVERSITY OF VIRGINIA
 PROJ CODE: 207-15720
 UNIVERSITY WORK
 ORDER: 746552

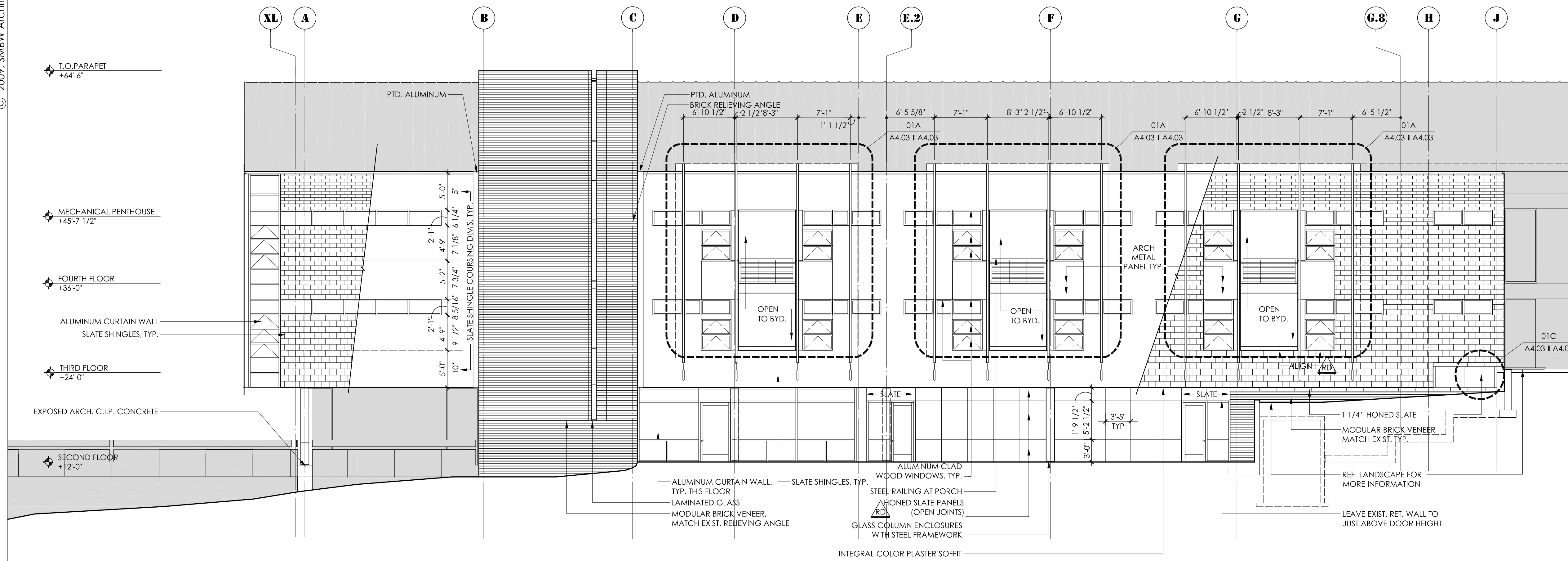


REVISIONS
 RECORD DRAWINGS
 03-01-09

NOTE
 24 JAN 06
 1/8"=1'-0"
 YU
 RAW
 BMW

E: ELEVATIONS & BLDG SECTIONS
A4.02

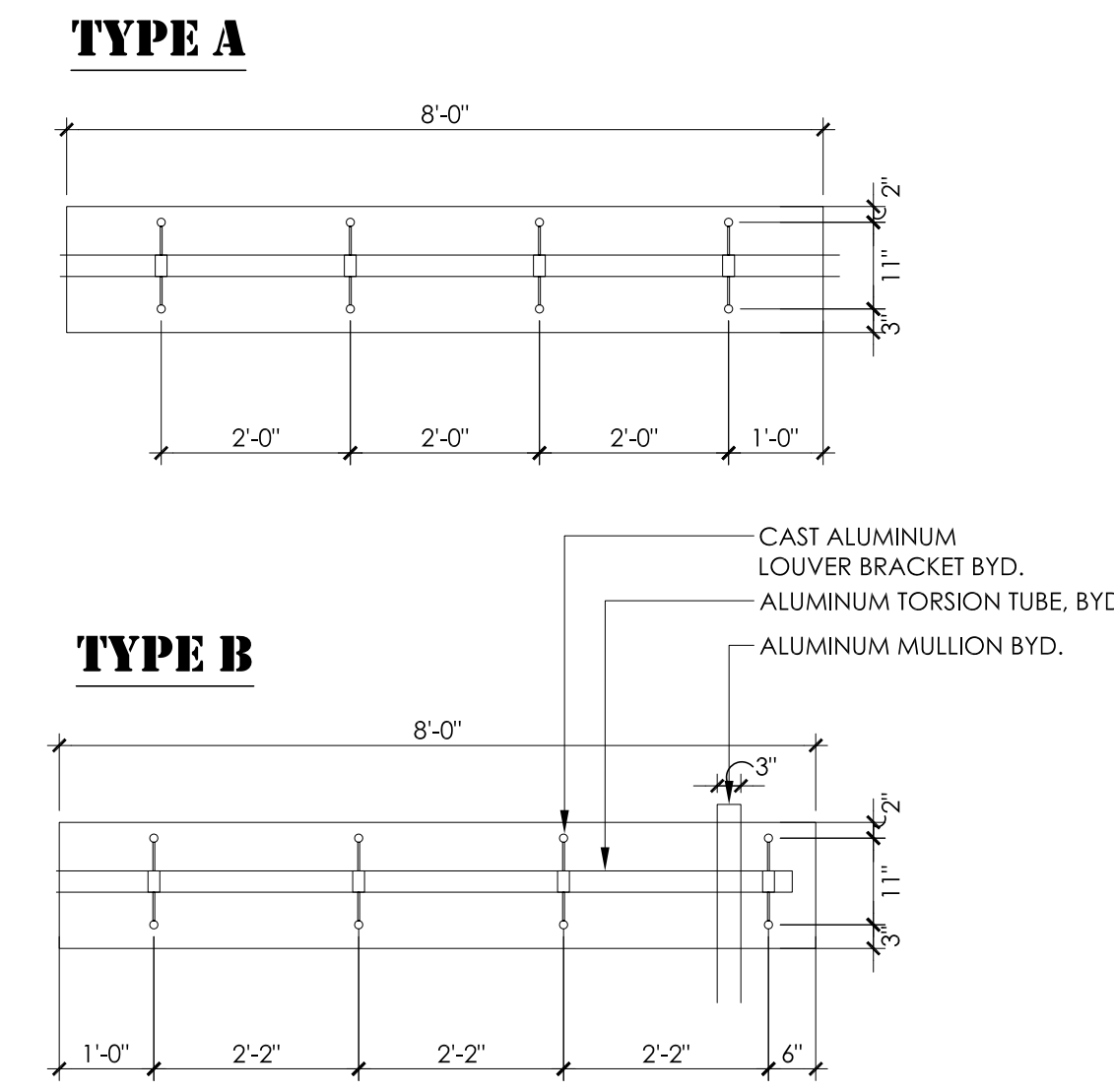
NOTE
 THIS RECORD DRAWING HAS BEEN PREPARED, IN PART, BASED UPON INFORMATION FURNISHED BY OTHERS. WHILE THIS INFORMATION IS BELIEVED TO BE RELIABLE, SMBW ARCHITECTS CANNOT ASSURE ITS ACCURACY, AND THIS IS NOT RESPONSIBLE FOR THE ACCURACY OF THIS RECORD DRAWING OR FOR ANY ERRORS OR OMISSIONS WHICH MAY HAVE BEEN INCORPORATED INTO IT AS A RESULT. THOSE RELYING ON THIS RECORD DOCUMENT ARE ADVISED TO OBTAIN INDEPENDENT VERIFICATION OF ITS ACCURACY BEFORE APPLYING IT FOR ANY PURPOSE.



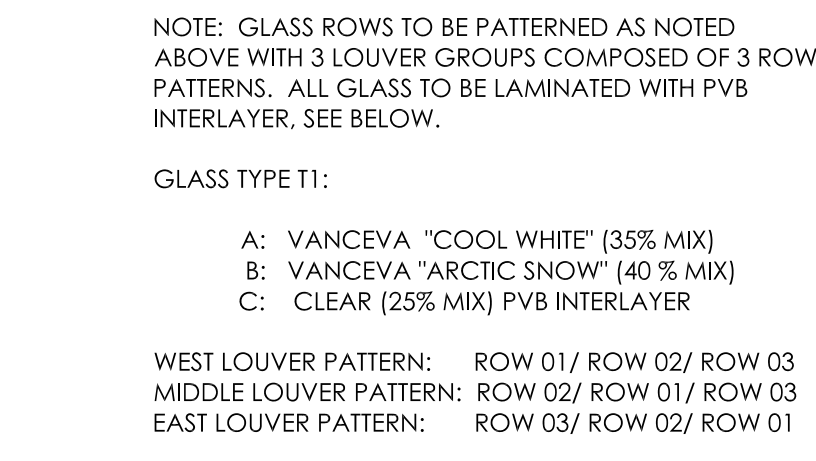
01 SOUTH ADDITION-SOUTH ELEVATION
A4.03 | A4.03 SCALE: 1/8"=1'-0"

01A SOUTH LOUVER LAYOUT
A4.03 | A4.03 SCALE: 1/8"=1'-0"

01C HONED SLATE ENGRAVED PANEL
A4.03 | A4.03 SCALE: 3/4"=1'-0"

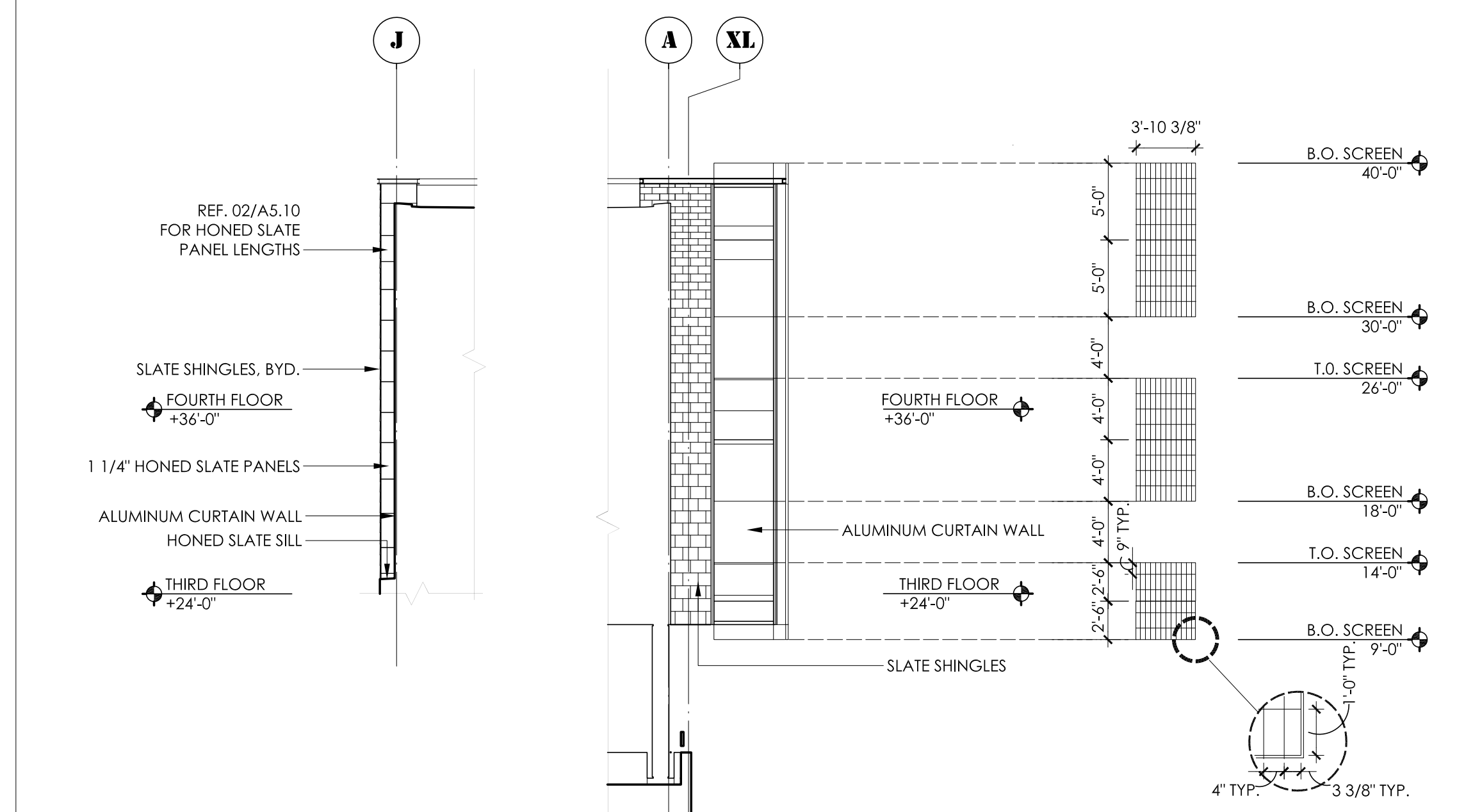


01B LOUVER BLADE TYPES
A4.03 | A4.03 SCALE: 1/2"=1'-0"

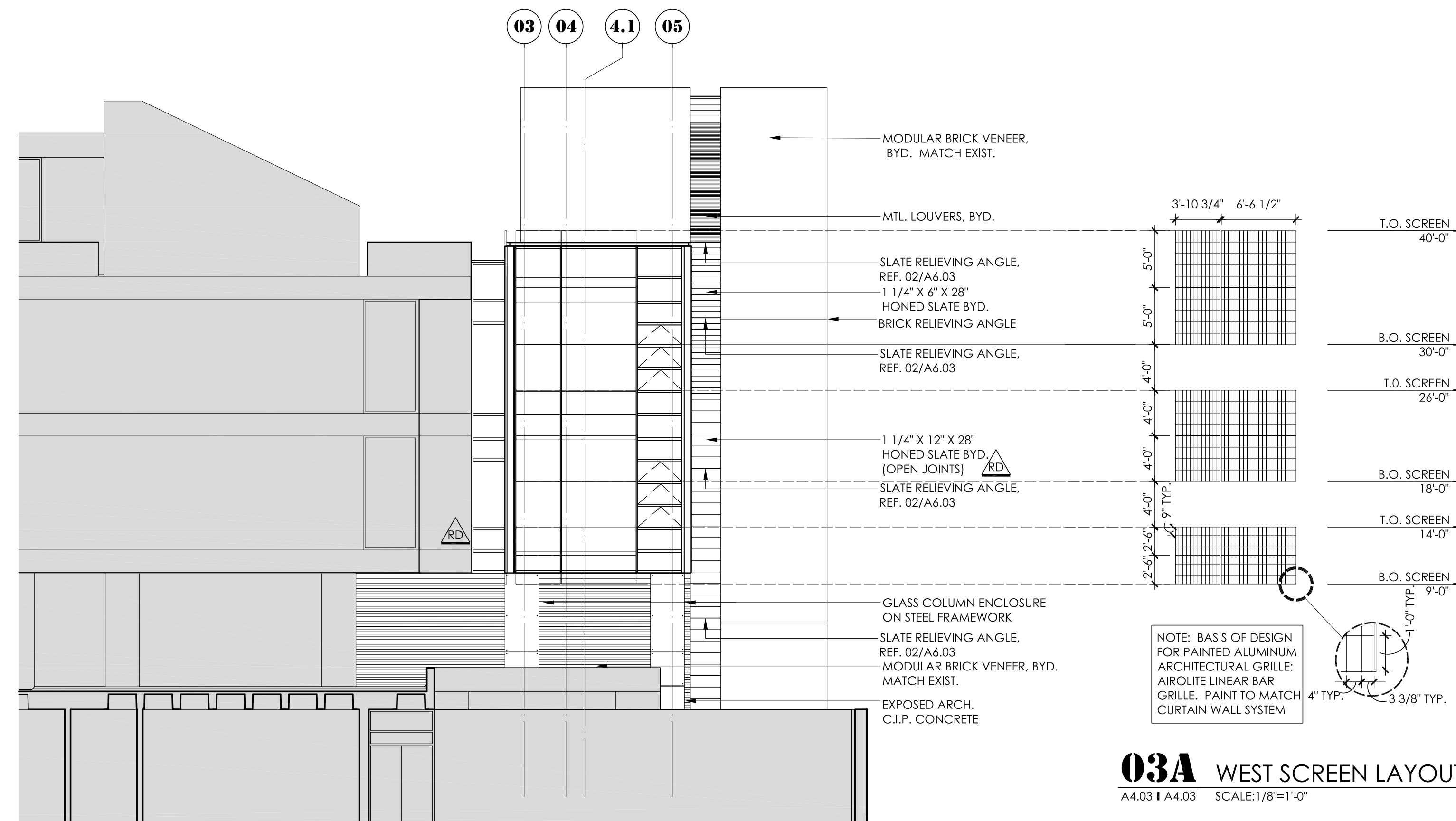


GLASS TYPE 11:
A: VANCEVA "COOL WHITE" (35% MX)
B: VANCEVA "ARCTIC SNOW" (40% MX)
C: CLEAR (25% MX) PVB INTERLAYER

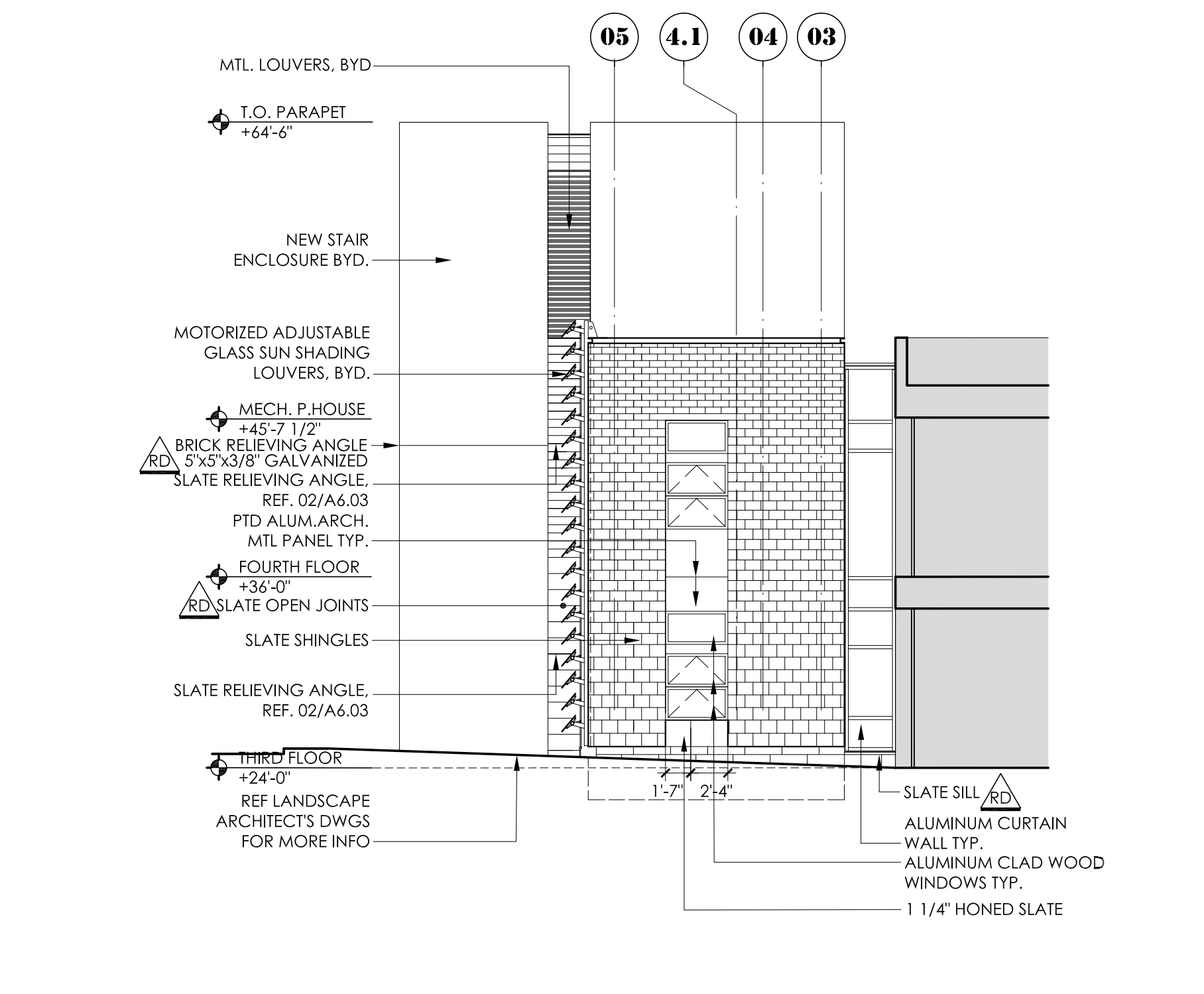
WEST LOUVER PATTERN: ROW 01 / ROW 02 / ROW 03
MIDDLE LOUVER PATTERN: ROW 02 / ROW 01 / ROW 03
EAST LOUVER PATTERN: ROW 03 / ROW 02 / ROW 01



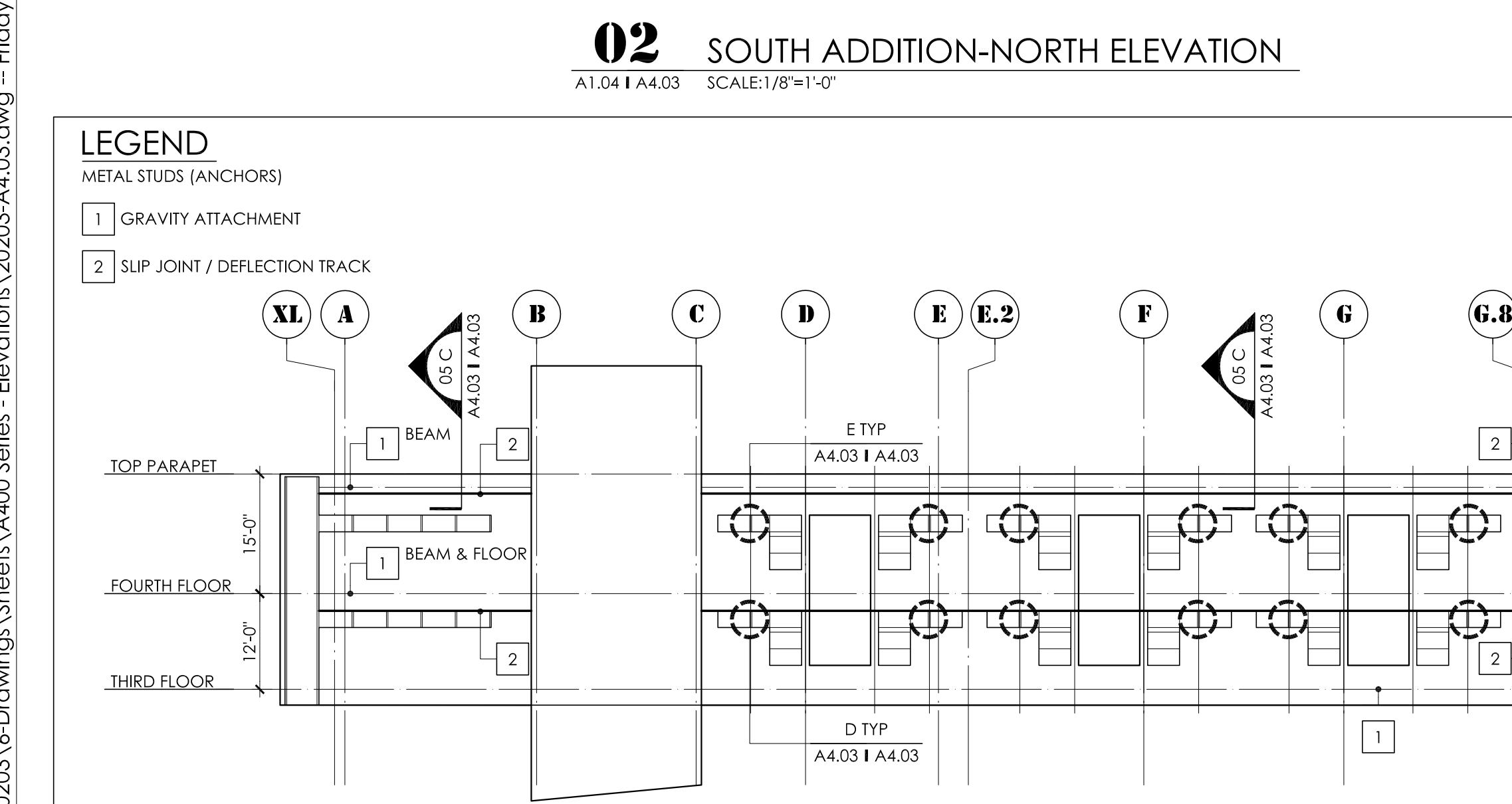
04A SOUTH ADD - PARTIAL EL
A1.04 | A4.03 SCALE: 1/8"=1'-0"



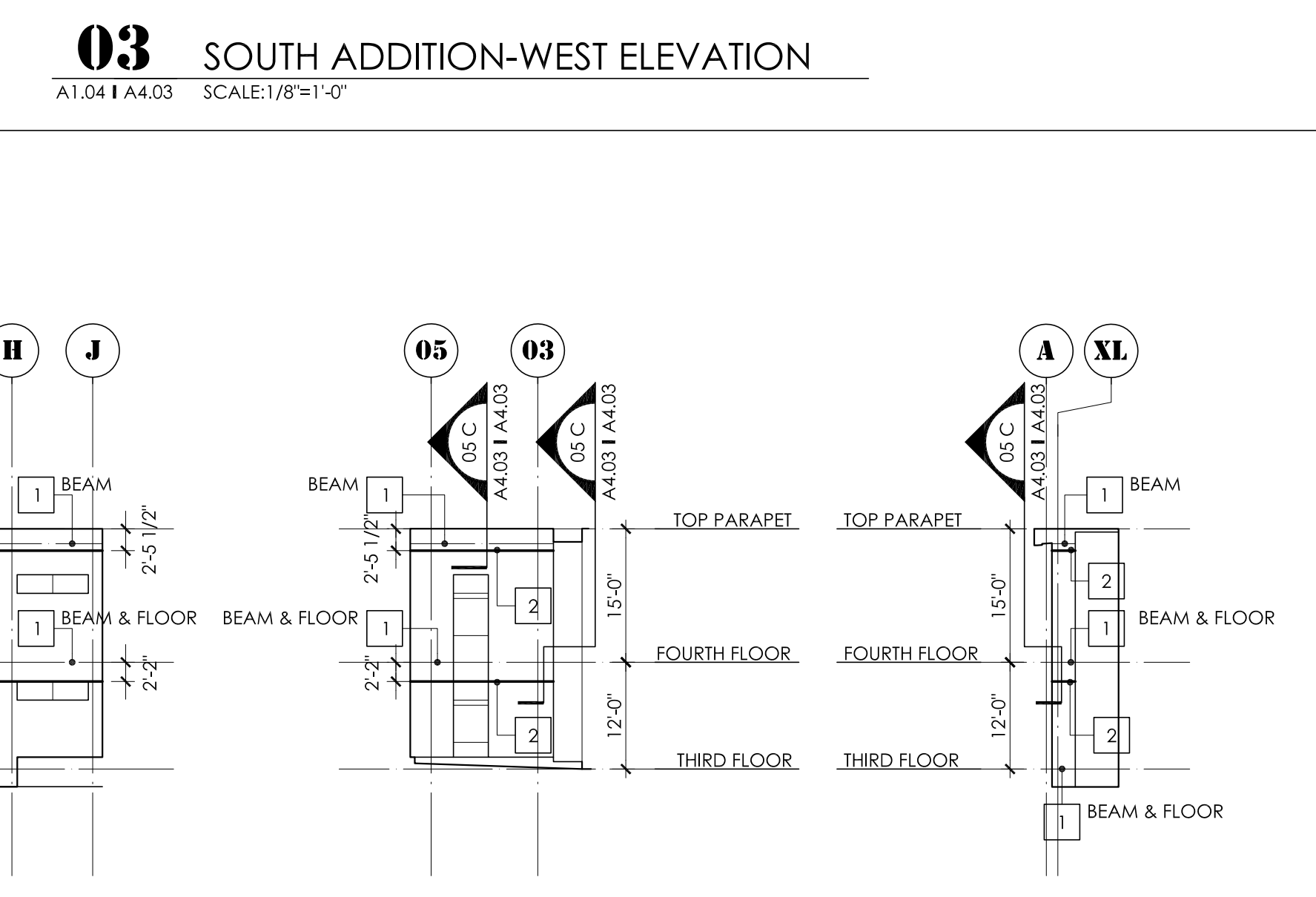
03A WEST SCREEN LAYOUT
A4.03 | A4.03 SCALE: 1/8"=1'-0"



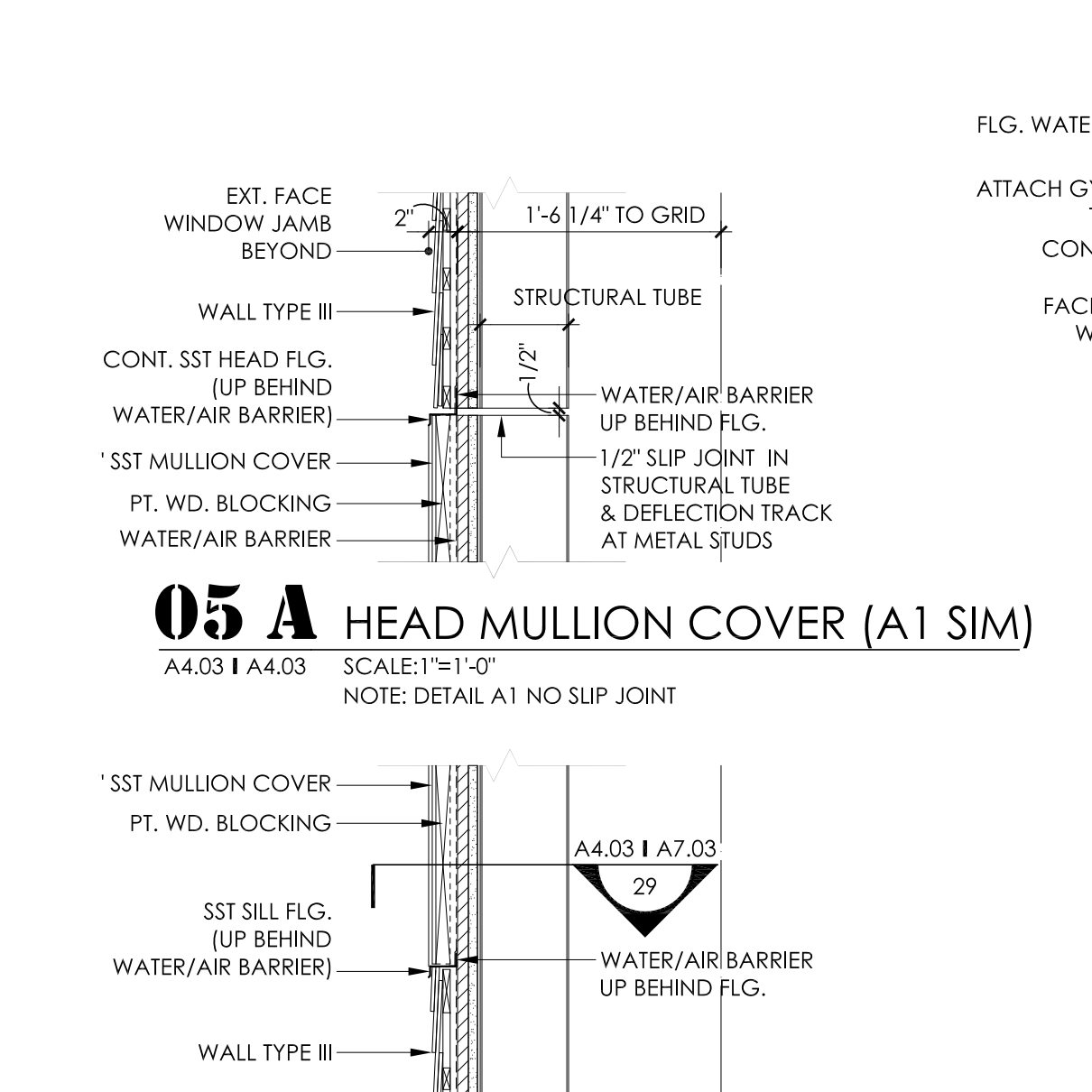
04 SOUTH ADDITION-EAST ELEVATION
A1.04 | A4.03 SCALE: 1/8"=1'-0"



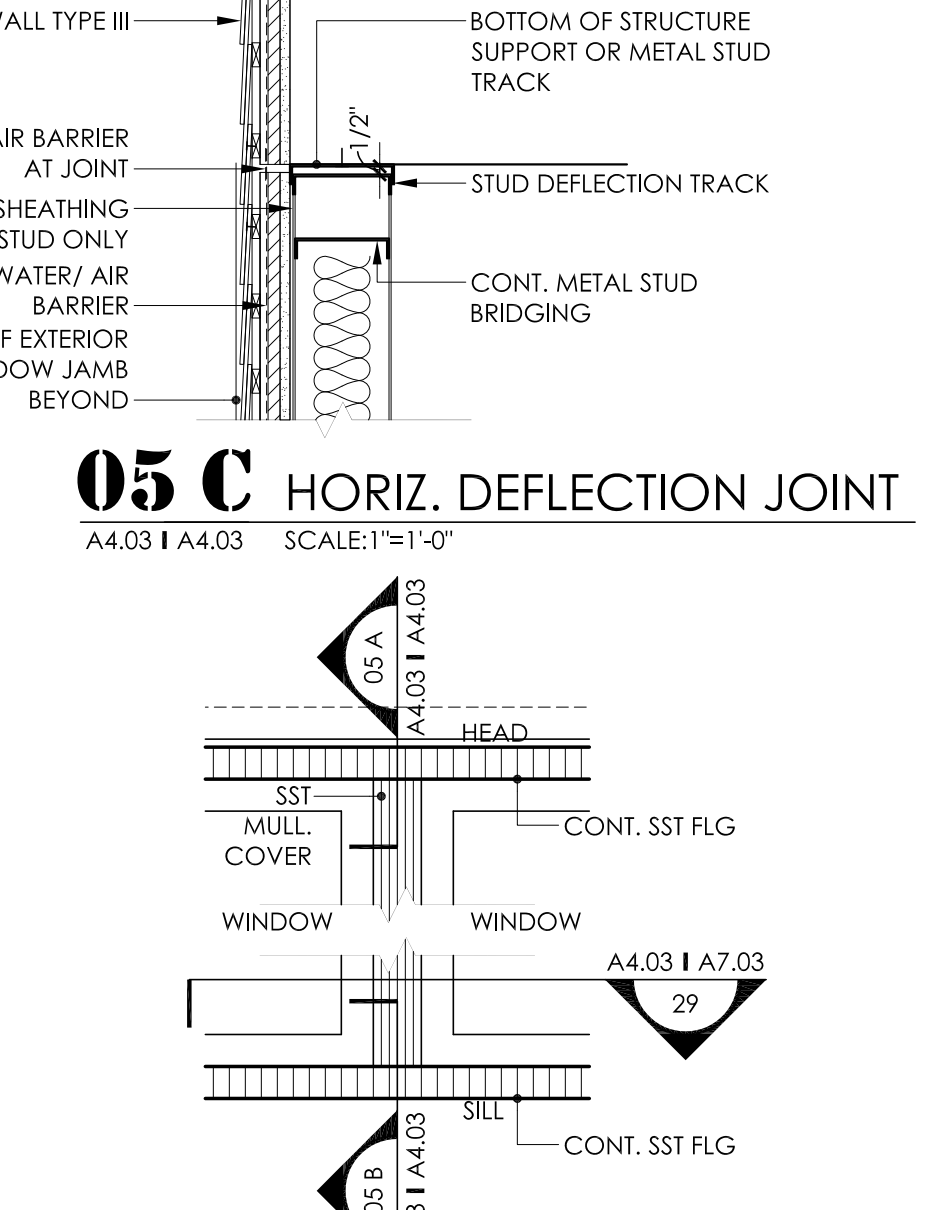
02 SOUTH ADDITION-NORTH ELEVATION
A1.04 | A4.03 SCALE: 1/8"=1'-0"



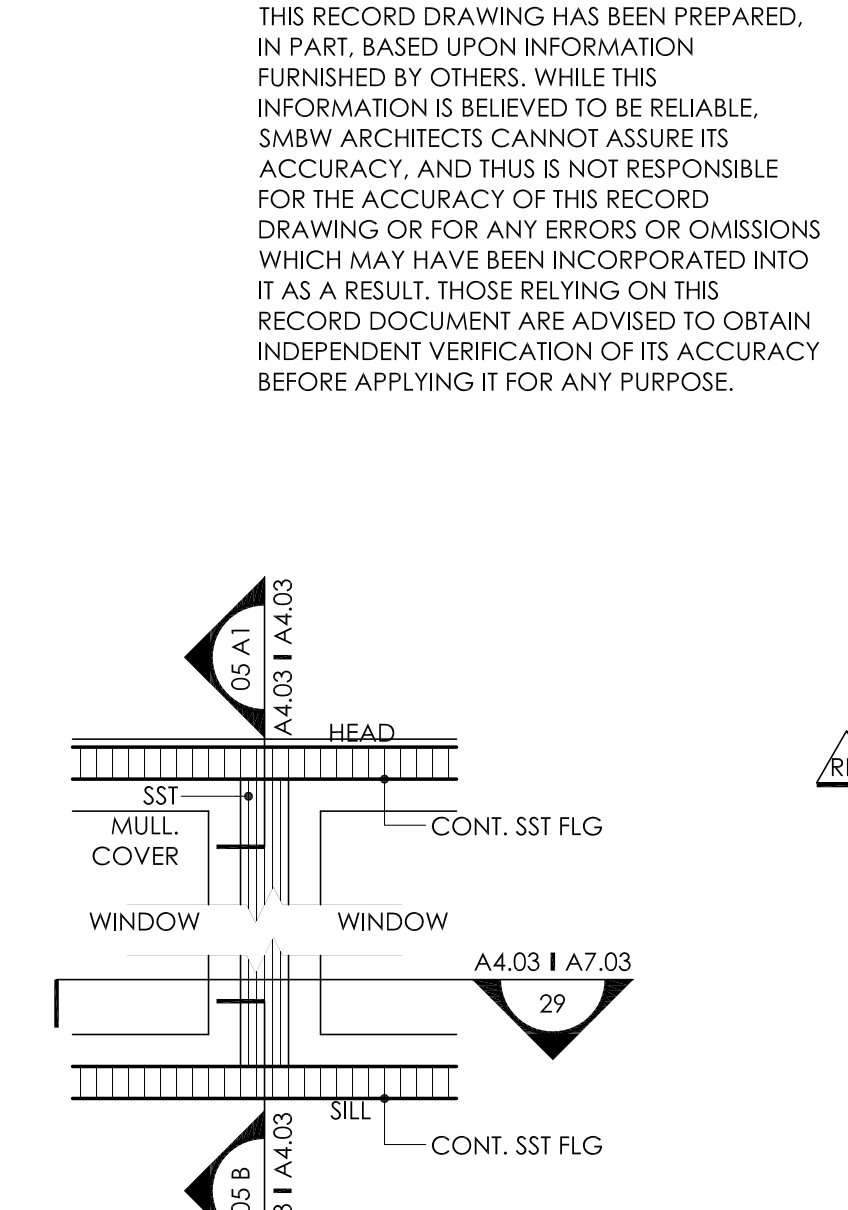
03 SOUTH ADDITION-WEST ELEVATION
A1.04 | A4.03 SCALE: 1/8"=1'-0"



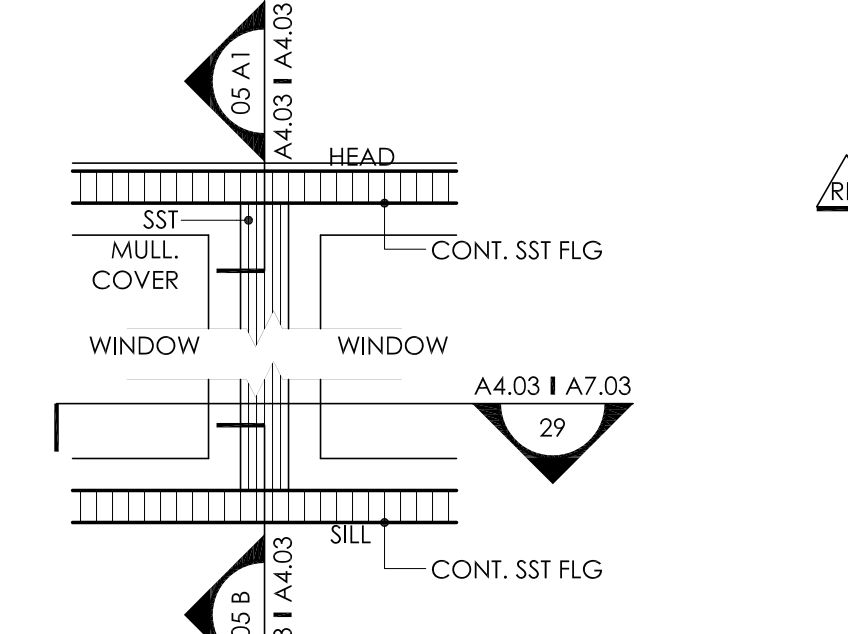
05 A HEAD MULLION COVER (A1 SIM)
A4.03 | A4.03 SCALE: 1"=1'-0"



05 B SILL MULLION COVER
A4.03 | A4.03 SCALE: 1"=1'-0"



05 C HORIZ. DEFLECTION JOINT
A4.03 | A4.03 SCALE: 1"=1'-0"



05 D ELEVATION
A4.03 | A4.03 SCALE: 1"=1'-0"

05 E ELEVATION
A4.03 | A4.03 SCALE: 1"=1'-0"

LEGEND
METAL STUDS (ANCHORS)
1 GRAVITY ATTACHMENT
2 SLIP JOINT / DEFLECTION TRACK

NOTE
THIS RECORD DRAWING HAS BEEN PREPARED, IN PART, BASED UPON INFORMATION FURNISHED BY OTHERS. WHILE THIS INFORMATION IS BELIEVED TO BE RELIABLE, SMBW ARCHITECTS CANNOT ASSURE ITS ACCURACY, AND THIS IS NOT RESPONSIBLE FOR THE ACCURACY OF THIS RECORD DRAWING OR FOR ANY ERRORS OR OMISSIONS WHICH MAY HAVE BEEN INCORPORATED INTO IT AS A RESULT. THOSE RELYING ON THIS RECORD DOCUMENT ARE ADVISED TO OBTAIN INDEPENDENT VERIFICATION OF ITS ACCURACY BEFORE APPLYING IT FOR ANY PURPOSE.




CAMPBELL HALL ADDITIONS
WITH:
WILLIAM SHERMAN & ASSOCIATES
W G CLARK ASSOCIATES
A R C H I T E C T S
109 SECOND STREET SE
CHARLOTTEVILLE, VA
22902 434.872.9499

LEGEND
EXISTING CONSTRUCTION

CHA 20203

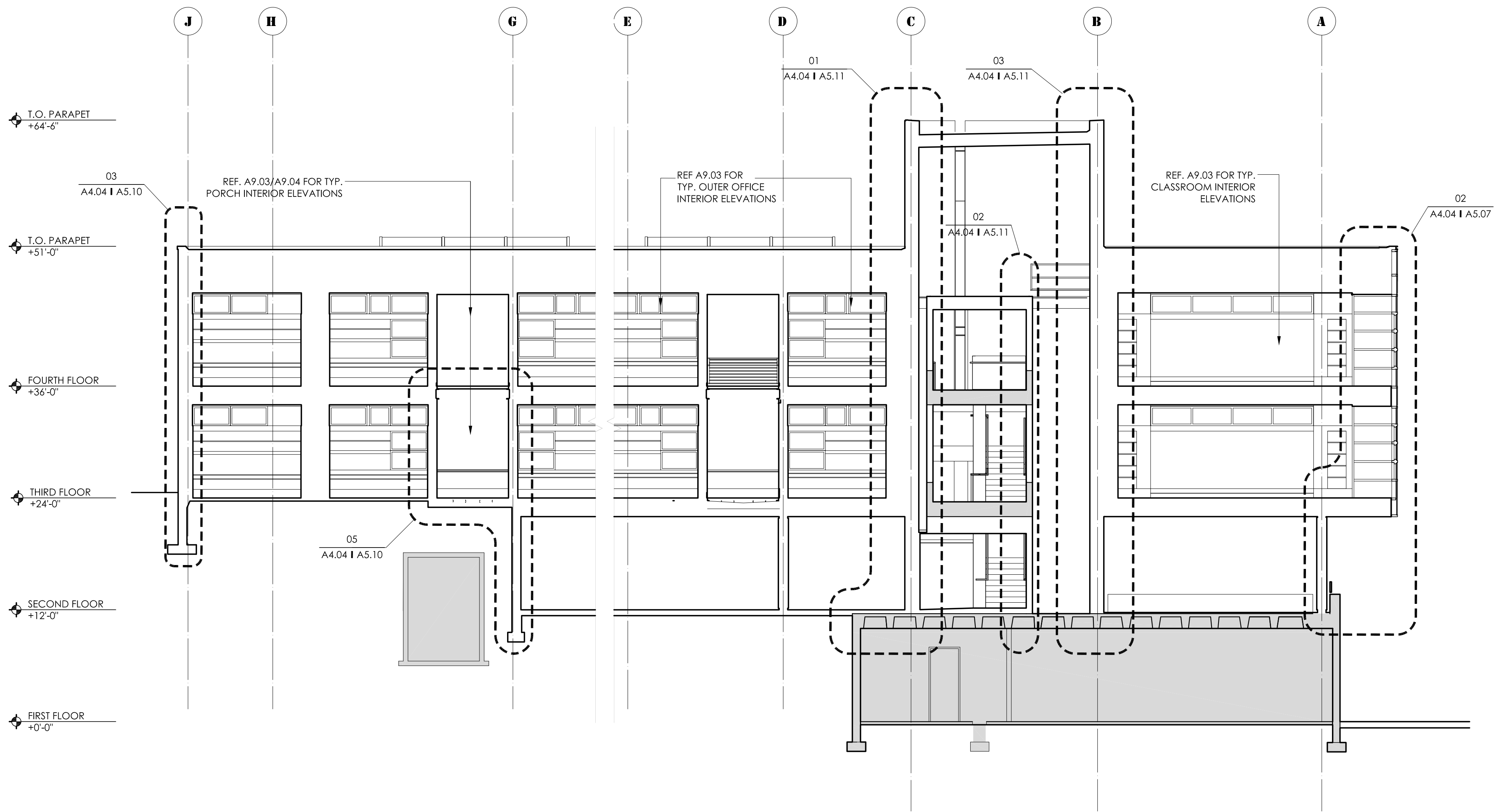
UNIVERSITY OF VIRGINIA
PROJ CODE: 207-15720
UNIVERSITY WORK
ORDER: 746552



revisions
RECORD DRAWINGS
03-01-09

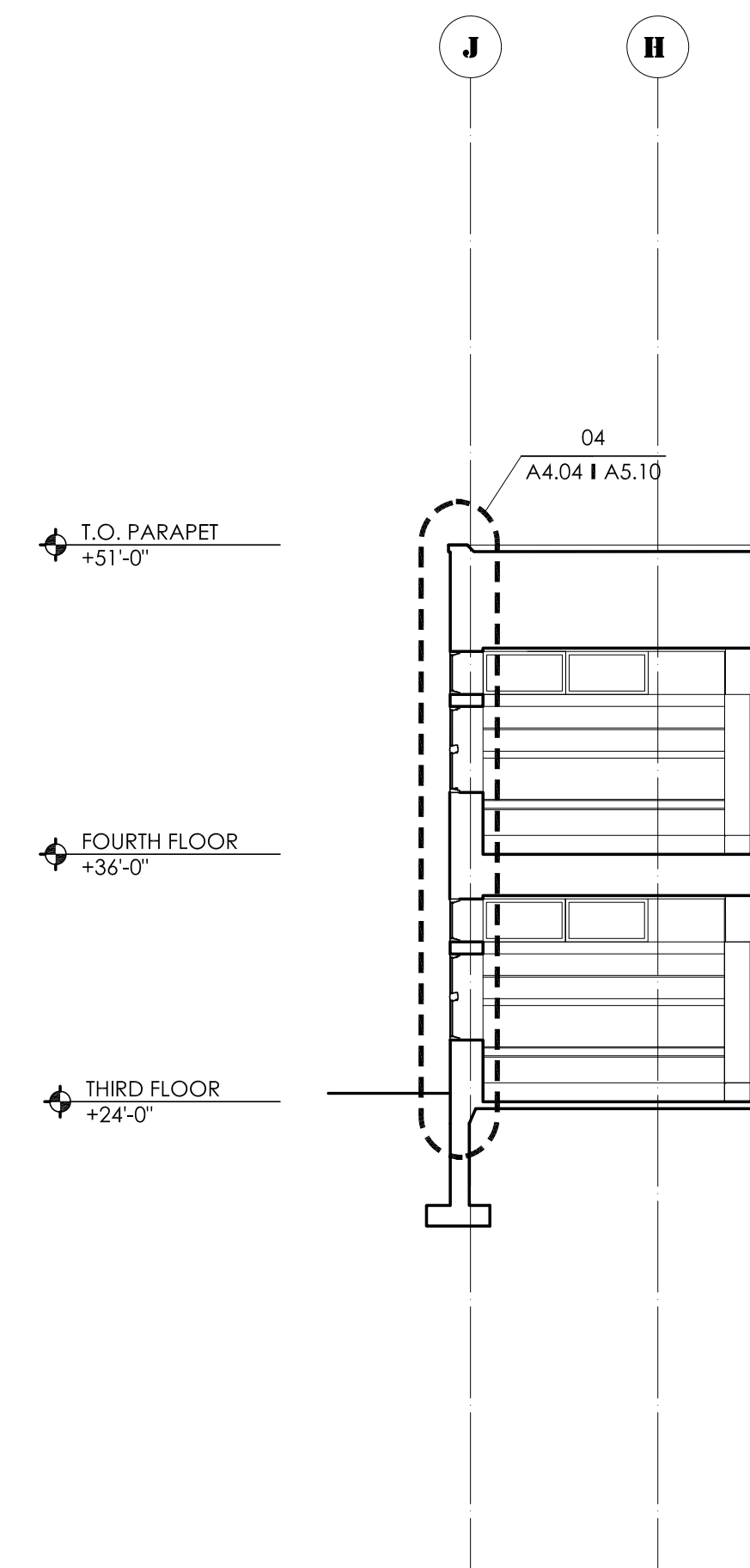
24 JAN 06 drawn NCT
checked RAW
VARIES reviewed BMW

S: ELEVATIONS & BLDG SECTIONS
A4.03



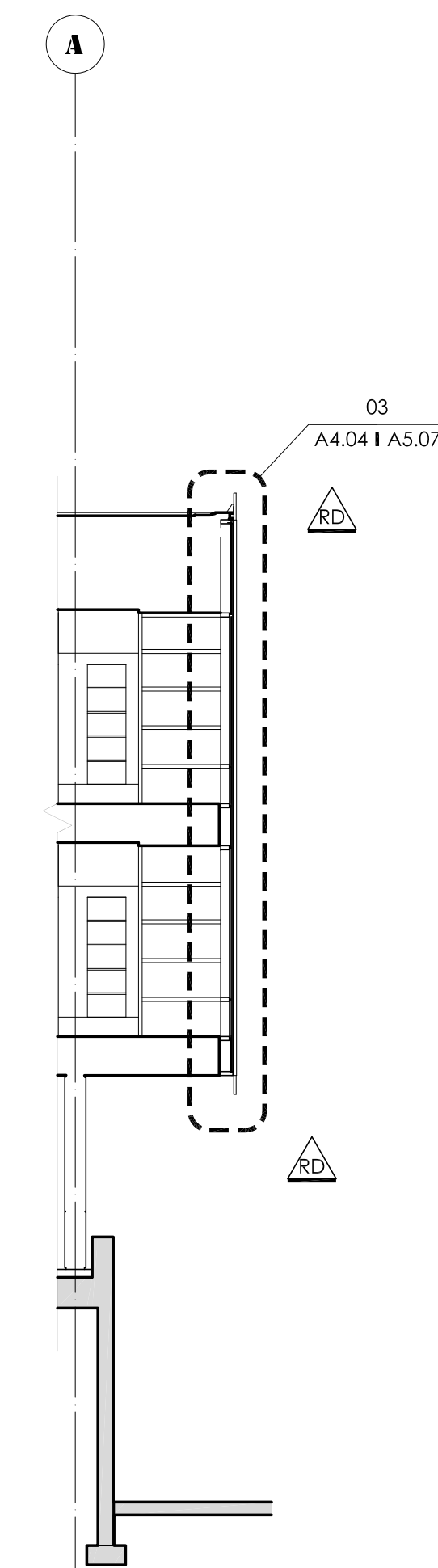
01 S: BUILDING SECTION LOOKING SOUTH

A1.03 I A4.04 SCALE: 1/8"=1'-0"



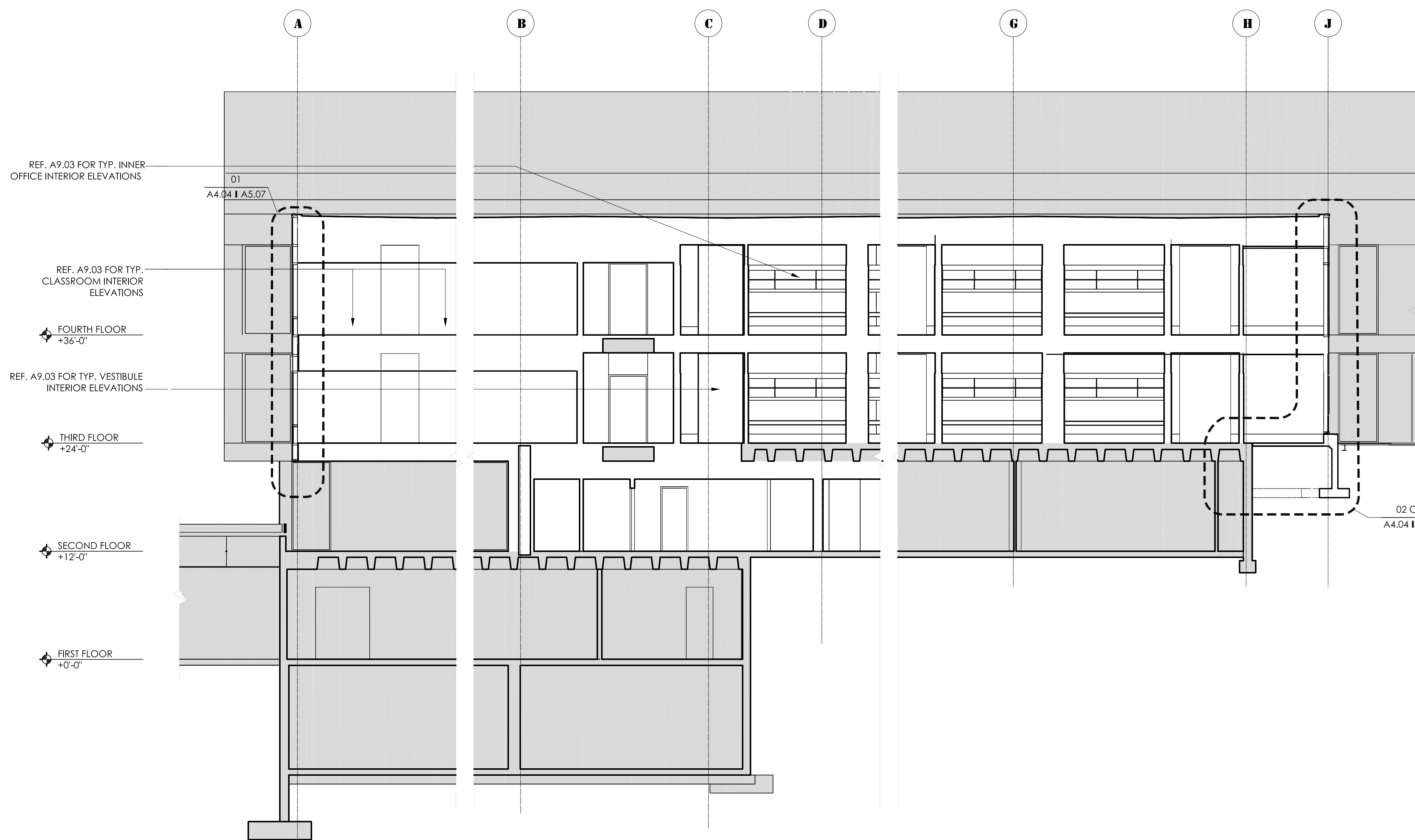
02 S: PARTIAL BUILDING SECTION LOOKING SOUTH

A1.03 I A4.04 SCALE: 1/8"=1'-0"



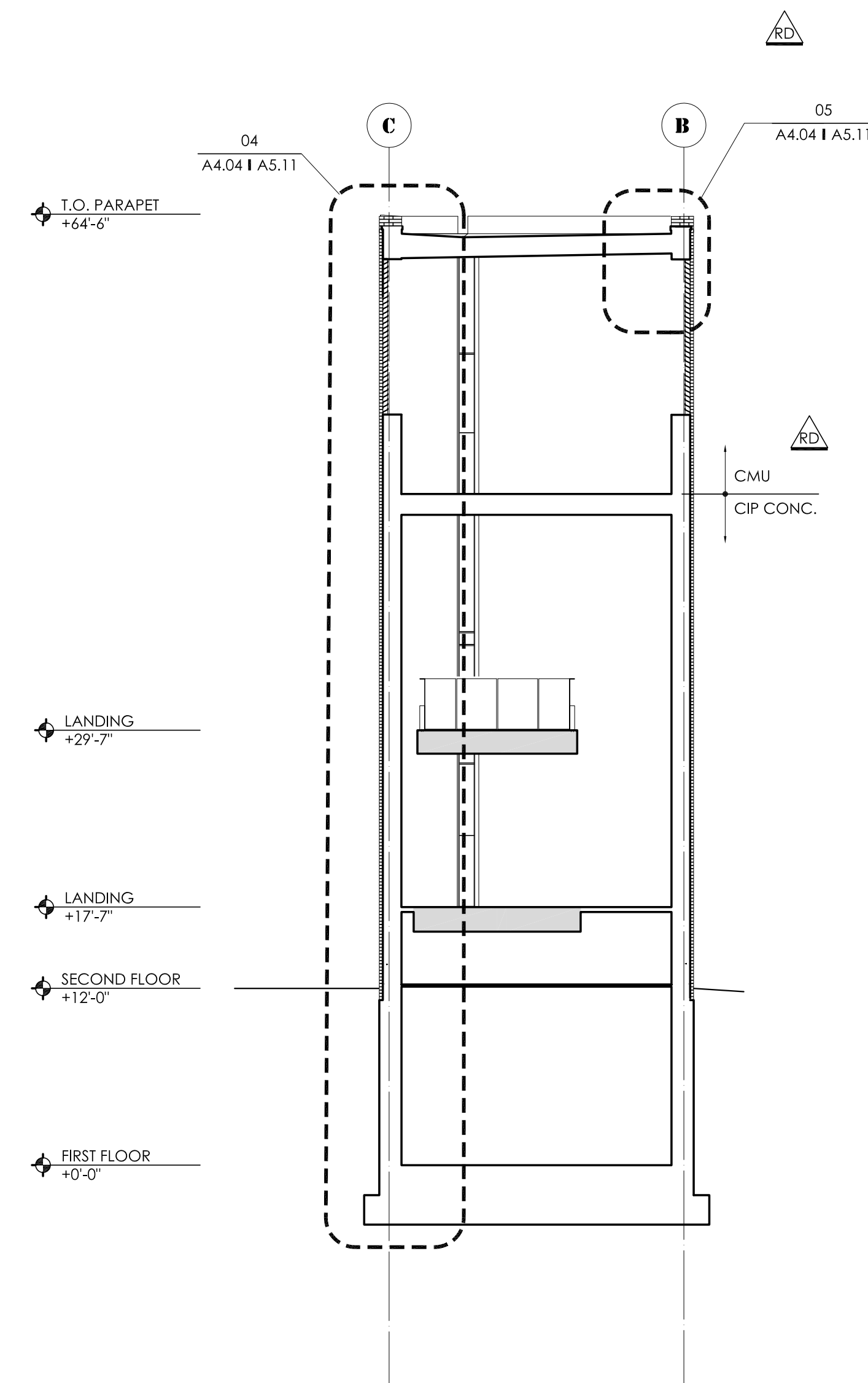
03 S: PARTIAL BUILDING SECTION LOOKING SOUTH

A1.03 I A4.04 SCALE: 1/8"=1'-0"



04 S: BUILDING SECTION LOOKING NORTH

A1.03 I A4.04 SCALE: 1/8"=1'-0"



05 S: BUILDING SECTION

A1.03 I A4.04 SCALE: 1/8"=1'-0"

WITH:
WILLIAM SHERMAN
& ASSOCIATES

W G CLARK ASSOCIATES
ARCHITECTS
109 SECOND STREET SE
CHARLOTTEVILLE, VA
22902 434.872.9499

LEGEND
EXISTING
CONSTRUCTION

CHA 20203
UNIVERSITY OF VIRGINIA
PROJ CODE: 207-15720
UNIVERSITY WORK
ORDER: 746552

revisions
RD RECORD DRAWINGS
03-01-09

24 JAN 06 drawn NCT
checked RAW
1/8"=1'-0" reviewed BMW

S: ELEVATIONS
& BLDG SECTIONS

NOTE
THIS RECORD DRAWING HAS BEEN PREPARED, IN PART, BASED UPON INFORMATION FURNISHED BY OTHERS, WHILE THIS INFORMATION IS BELIEVED TO BE RELIABLE, SMBW ARCHITECTS CANNOT ASSURE ITS ACCURACY, AND THIS IS NOT RESPONSIBLE FOR THE ACCURACY OF THIS RECORD DRAWING OR FOR ANY ERRORS OR OMISSIONS WHICH MAY HAVE BEEN INCORPORATED INTO IT AS A RESULT. THOSE RELYING ON THIS RECORD DOCUMENT ARE ADVISED TO OBTAIN INDEPENDENT VERIFICATION OF ITS ACCURACY BEFORE APPLYING IT FOR ANY PURPOSE.